


Monthly Report of Joan Sargent, Waller County Treasurer
NOVEMBER 2024



THE STATE OF TEXAS
COUNTY OF WALLER

AFFIDAVIT

Pursuant to LGC 114.026, I, Joan Sargent, Waller County Treasurer do hereby submit The Treasurer's Monthly Report. This report includes, but is not limited to, money received and disbursed, debts due to and owed by the County, and other financial proceedings in the Treasurer's Office. The Treasurer's Books agree with the Auditor's General Ledger and the Bank Statements have been reconciled.

All investments are in compliance with both the Public Funds Investment Act and the Waller County Investment Policy. The investment strategy is passive, which maintains a liquid cash flow and safety of the investment as priorities. As your Treasurer, I keep a watchful eye to ensure that the "return of our principal" takes precedent over the "return on our principal". {GC 2256.023}

Therefore, Joan Sargent, County Treasurer of Waller County, Texas, who being fully sworn, upon oath says that the within and foregoing report is true and correct to the best of her knowledge.

Filing with accompanying vouchers this

18th day of December, 2024


Page 1 General Operating Account Funds report of money received and disbursed

Page 2 Special Funds report of money received and disbursed

Page 3 Investment Portfolio by fund

Page 4 Long Term Debt

Attachment A Unpaid claims


Joan Sargent, CIO/CCT
Waller County Treasurer


Commissioners' Court having reviewed the Treasurer's Report as presented, having taken reasonable steps to ensure its accuracy and based upon presentations of the Treasurer's Office approve the report, subject to the county auditor's review and request that it be filed with the official minutes of this meeting. {LGC 114.026(c)}


In addition, the below signatures affirm that the Treasurer's Report complies with statutes as referenced. {LGC 114.026(d)}


The affidavit must state the amount of the cash and other assets that are in the custody of the County Treasurer at the time of the examination.
{LGC 114.026(d)} \$98,052,709.48 Month Ending Balance

Commissioners' Court Approval:


Carbett "Trey" J. Duhon III
Waller County Judge


John A. Amsler
Commissioner, Precinct 1


Walter E. Smith
Commissioner, Precinct 2


Kendric D. Jones
Commissioner, Precinct 3


Justin Beckendorff
Commissioner, Precinct 4

ATTEST:

Debbie Hollan, County Clerk

December 18, 2024
Date

Monthly Report of Joan Sargent, Waller County Treasurer
NOVEMBER 2024

Item 7.

Fund	Beginning Balance	Total Received	Total Disbursed	Adjustments	Account Balances	TexPool Investments	TX Class Investments	Total Fund Balance
101 Voter Reg/Chapter 19	\$5,977.75	\$11.51	\$0.00	\$0.00	\$5,989.26	\$0.00	\$0.00	\$5,989.26
108 Elections	\$0.00	\$0.00	\$0.00	\$0.00	\$0.00	\$163,349.05	\$0.00	\$163,349.05
110 Road & Bridge	\$508,687.53	\$639,963.08	\$1,049,642.75	\$0.00	\$99,007.86	\$0.00	\$7,484,930.24	\$7,583,938.10
111 Law Library	\$26,404.92	\$2,852.79	\$1,678.95	\$0.00	\$27,578.76	\$235,240.13	\$0.00	\$262,818.89
112 Title IV Juv. Justice	\$563.60	\$1.08	\$0.00	\$0.00	\$564.68	\$98,721.47	\$0.00	\$99,286.15
113 DC Recs. Pres.	\$1,431.31	\$19.49	\$0.00	\$0.00	\$1,450.80	\$25,598.90	\$0.00	\$27,049.70
114 County RMPF	\$27,255.51	\$2,661.01	\$0.00	\$0.00	\$29,916.52	\$113,698.58	\$0.00	\$143,615.10
115 CC Recs. Pres.	\$92,520.16	\$13,657.08	\$38,937.00	\$0.00	\$67,240.24	\$681,394.19	\$0.00	\$748,634.43
116 CC Preservation	\$2,396.30	\$173.94	\$0.00	\$0.00	\$2,570.24	\$33,868.67	\$0.00	\$36,438.91
117 Crthse. Security	\$31,599.23	\$3,902.64	\$0.00	\$0.00	\$35,501.87	\$218,806.36	\$0.00	\$254,308.23
118 Graffiti	\$100.63	\$0.19	\$0.00	\$0.00	\$100.82	\$861.90	\$0.00	\$962.72
119 JP Technology	\$1,497.51	\$1,790.60	\$0.00	\$0.00	\$3,288.11	\$72,486.66	\$0.00	\$75,774.77
120 DC/Child Abuse Prev	\$133.86	\$2.62	\$0.00	\$0.00	\$136.48	\$1,610.82	\$0.00	\$1,747.30
121 Family Protection	\$2.73	\$0.01	\$0.00	\$0.00	\$2.74	\$41,444.03	\$0.00	\$41,446.77
122 Guardianship	\$3,759.11	\$528.24	\$0.00	\$0.00	\$4,287.35	\$60,946.33	\$0.00	\$65,233.68
123 Justice Crt. Sec.	\$234.25	\$37.62	\$0.00	\$0.00	\$271.87	\$25,434.67	\$0.00	\$25,706.54
124 CC-Technology	\$422.90	\$46.16	\$0.00	\$0.00	\$469.06	\$8,270.02	\$0.00	\$8,739.08
125 General	-\$37,381.99	\$3,373,669.44	\$3,426,143.15	\$484.64	-\$89,371.06	\$25,213,871.08	\$33,521,634.02	\$58,646,134.04
126 DC-Technology	\$208.99	\$0.76	\$0.00	\$0.00	\$209.75	\$4,229.00	\$0.00	\$4,438.75
127 CC-RPD	\$10.03	\$0.02	\$0.00	\$0.00	\$10.05	\$38,001.33	\$0.00	\$38,011.38
128 DC-RPD	\$186.54	\$30.42	\$0.00	\$0.00	\$216.96	\$30,445.53	\$0.00	\$30,662.49
129 DA Pretrial Div. Fee	\$8,288.74	\$3,357.81	\$7,579.96	\$0.00	\$4,066.59	\$95,375.16	\$0.00	\$99,441.75
131 Juv. Case Manager	\$1,584.45	\$61.78	\$0.00	\$0.00	\$1,646.23	\$0.00	\$0.00	\$1,646.23
132 Fire Marshal Fund	\$83,211.97	\$156.00	\$2,177.77	\$0.00	\$81,190.20	\$0.00	\$0.00	\$81,190.20
135 Court Facility	\$57,166.81	\$1,718.74	\$0.00	\$0.00	\$58,885.55	\$0.00	\$0.00	\$58,885.55
137 Justice Crt. Support	\$78,524.43	\$2,806.27	\$0.00	\$0.00	\$81,330.70	\$0.00	\$0.00	\$81,330.70
181 Available School	\$42,287.33	\$0.00	\$42,287.33	\$0.00	\$0.00	\$0.00	\$751,161.83	\$751,161.83
186 Ogg Trust	\$20,066.09	\$38.63	\$0.00	\$0.00	\$20,104.72	\$0.00	\$0.00	\$20,104.72
191 Narcotic Program	\$10.69	\$0.00	\$0.00	\$0.00	\$10.69	\$0.00	\$0.00	\$10.69
192 Federal Forfeiture	\$378,775.04	\$4,488.68	\$0.00	\$0.00	\$383,263.72	\$0.00	\$0.00	\$383,263.72
212 SCAAP-Federal Rev.	\$106,950.73	\$0.00	\$0.00	\$0.00	\$106,950.73	\$0.00	\$0.00	\$106,950.73
228 CJD-VOCA #4254701	-\$13,698.24	\$0.00	\$7,141.37	\$0.00	-\$20,839.61	\$0.00	\$0.00	-\$20,839.61
234 STEP CMV-00029	-\$18,787.19	\$0.00	\$554.92	\$0.00	-\$19,342.11	\$0.00	\$0.00	-\$19,342.11
235 STEP COMP-00094	-\$16,130.00	\$0.00	\$3,054.22	\$0.00	-\$19,184.22	\$0.00	\$0.00	-\$19,184.22
241 ARPA Grant	\$2,897,044.75	\$0.00	\$336,011.80	-\$484.64	\$2,560,548.31	\$0.00	\$0.00	\$2,560,548.31
243 HSGP Radio Grant	\$0.00	\$0.00	\$0.00	\$0.00	\$0.00	\$0.00	\$0.00	\$0.00
244 LHMPP Grant	-\$79,118.00	\$0.00	\$10,179.00	\$0.00	-\$89,297.00	\$0.00	\$0.00	-\$89,297.00
245 CDBG-MIT Brookshire	\$0.00	\$0.00	\$0.00	\$0.00	\$0.00	\$0.00	\$0.00	\$0.00
246 CDBG-MIT Prairie View	\$0.00	\$0.00	\$0.00	\$0.00	\$0.00	\$0.00	\$0.00	\$0.00
307 SAVNS Grant#1446517	\$0.00	\$0.00	\$0.00	\$0.00	\$0.00	\$0.00	\$0.00	\$0.00
311 Formula Grant	\$0.00	\$0.00	\$0.00	\$0.00	\$0.00	\$0.00	\$0.00	\$0.00
318 TJJD-A	\$107,329.06	\$0.00	\$29,249.92	\$0.00	\$78,079.14	\$0.00	\$0.00	\$78,079.14
323 BAGP Grant #4824901	\$0.00	\$0.00	\$0.00	\$0.00	\$0.00	\$0.00	\$0.00	\$0.00
324 SB22 Grant - DA	\$100,667.36	\$0.00	\$38,032.78	\$0.00	\$62,634.58	\$0.00	\$0.00	\$62,634.58
325 SB22 Grant - SO	\$153,284.92	\$0.00	\$53,236.94	\$0.00	\$100,047.98	\$0.00	\$0.00	\$100,047.98
413 SETH Grant	\$50,000.00	\$0.00	\$0.00	\$0.00	\$50,000.00	\$0.00	\$0.00	\$50,000.00
515 Debt Service	\$82,730.93	\$159.26	\$0.00	\$0.00	\$82,890.19	\$0.00	\$631,020.83	\$713,911.02
602 Tax Notes, Series 2020	\$923.17	\$1.78	\$0.00	\$0.00	\$924.95	\$0.00	\$0.00	\$924.95
603 Tax Notes, Series 2022	\$657.11	\$1.26	\$0.00	\$0.00	\$658.37	\$0.00	\$0.00	\$658.37
604 Co. Courthouse Project	\$0.00	\$2,235,176.32	\$2,235,176.32	\$0.00	\$0.00	\$0.00	\$14,511,994.09	\$14,511,994.09
605 Mobility Bond Series 2024	\$0.00	\$0.00	\$0.00	\$0.00	\$0.00	\$0.00	\$9,551,092.43	\$9,551,092.43
999 Payroll	\$529,883.68	\$3,529,022.68	\$3,506,645.09	\$0.00	\$552,261.27	\$0.00	\$0.00	\$552,261.27
Totals	\$5,237,664.70	\$9,816,337.91	\$10,787,729.27	\$0.00	\$4,266,273.34	\$27,163,653.88	\$66,451,833.44	\$97,881,760.66
			Plus Outstanding Checks		\$352,436.02			
			Treasurer's Bank Balance		\$4,618,709.36			
			PB Statement Balance		\$4,618,709.36			
			Reconciled Bank Balance		\$4,618,709.36			

Monthly Report of Joan Sargent, Waller County Treasurer
NOVEMBER 2024

Item 7.

Miscellaneous Accounts

Fund	Beginning Balance	Total Received	Total Disbursed	Adjustments	Account Balances	TexPool Investments	TX Class Investments	Total Fund Balance
188 Dismuke Estate	\$0.00	\$0.00	\$0.00	\$0.00	\$0.00	\$73,682.49	\$0.00	\$73,682.49
			Bank Statement Balance		\$0.00			
189 Hospital Trust	\$0.00	\$0.00	\$0.00	\$0.00	\$0.00	\$3,407.24	\$0.00	\$3,407.24
			Bank Statement Balance		\$0.00			
238 GLO Buyout/Acq Grant	\$75.83	\$0.05	\$0.00	\$0.00	\$75.88	\$0.00	\$0.00	\$75.88
			Add Outstanding Checks		\$0.00			
			Bank Statement Balance		\$75.88			
239 GLO Infrastructure Grant	\$784.54	\$0.48	\$0.00	\$0.00	\$785.02	\$0.00	\$0.00	\$785.02
			Add Outstanding Checks		\$0.00			
			Bank Statement Balance		\$785.02			
801 JP1 Report Acct	\$21,770.85	\$27,719.84	\$31,497.50	\$0.00	\$17,993.19	\$0.00	\$0.00	\$17,993.19
			Bank Statement Balance		\$17,993.19			
802 JP2 Report Acct	\$331.59	\$23,012.22	\$17,404.80	\$0.00	\$5,939.01	\$0.00	\$0.00	\$5,939.01
			Bank Statement Balance		\$5,939.01			
803 JP3 Report Acct	\$21,098.51	\$9,767.98	\$18,646.00	\$0.00	\$12,220.49	\$0.00	\$0.00	\$12,220.49
			Bank Statement Balance		\$12,220.49			
804 JP4 Report Acct	\$9,783.29	\$35,655.06	\$40,199.63	\$0.00	\$5,238.72	\$0.00	\$0.00	\$5,238.72
			Bank Statement Balance		\$5,238.72			
805 DC E-Filing	\$1,499.92	\$11,528.68	\$11,718.70	\$0.00	\$1,309.90	\$0.00	\$0.00	\$1,309.90
			Bank Statement Balance		\$1,309.90			
807 CC Recording Fee	\$6,406.33	\$38,769.36	\$41,075.00	\$0.00	\$4,100.69	\$0.00	\$0.00	\$4,100.69
			Bank Statement Balance		\$4,100.69			
808 CC Credit Card	\$1,474.77	\$13,466.52	\$13,319.50	\$0.00	\$1,621.79	\$0.00	\$0.00	\$1,621.79
			Bank Statement Balance		\$1,621.79			
810 CC E-Filing	\$6,601.24	\$8,786.17	\$6,521.00	\$0.00	\$8,866.41	\$0.00	\$0.00	\$8,866.41
			Bank Statement Balance		\$8,866.41			
811 DC Credit Card	\$3,340.99	\$11,854.09	\$13,801.50	\$0.00	\$1,393.58	\$0.00	\$0.00	\$1,393.58
			Bank Statement Balance		\$1,393.58			
812 R&B Credit Card	\$18,131.38	\$42,811.13	\$35,874.50	\$0.00	\$25,068.01	\$0.00	\$0.00	\$25,068.01
			Bank Statement Balance		\$25,068.01			
814 FM Credit Card	\$3,363.52	\$8,060.51	\$10,100.00	\$0.00	\$1,324.03	\$0.00	\$0.00	\$1,324.03
			Bank Statement Balance		\$1,324.03			
815 Environmental Cr Card	\$4,242.81	\$11,312.82	\$8,995.00	\$0.00	\$6,560.63	\$0.00	\$0.00	\$6,560.63
			Bank Statement Balance		\$6,560.63			
816 JP1 Efile	\$698.72	\$698.43	\$693.00	\$0.00	\$704.15	\$0.00	\$0.00	\$704.15
			Bank Statement Balance		\$704.15			
817 JP2 Efile	\$1.06	\$1,008.09	\$770.00	\$0.00	\$239.15	\$0.00	\$0.00	\$239.15
			Bank Statement Balance		\$239.15			
818 JP3 Efile	\$144.63	\$381.08	\$390.00	\$0.00	\$135.71	\$0.00	\$0.00	\$135.71
			Bank Statement Balance		\$135.71			
819 JP4 Efile	\$175.61	\$1,418.10	\$1,387.00	\$0.00	\$206.71	\$0.00	\$0.00	\$206.71
			Bank Statement Balance		\$206.71			
820 Treasurer Credit Card	\$8.26	\$5,045.09	\$4,977.33	\$0.00	\$76.02	\$0.00	\$0.00	\$76.02
			Bank Statement Balance		\$76.02			

WALLER COUNTY
INVESTMENT PORTFOLIO FOR MONTH ENDING
NOVEMBER 2024

Item 7.

ACTIVITY

FINANCIAL INSTRUMENT AND INVESTED FUND	PURCHASE PRICE	MTD YIELD	BEGINNING BALANCE	TRANSFERS	MTD INTEREST	ENDING BALANCE
TEXAS CLASS INVESTMENTS						
125-General	\$36,380,085.31	4.8835%	\$36,380,085.31	(\$3,000,000.00)	\$141,548.71	\$33,521,634.02
110-R&B	\$7,953,757.76	4.8835%	\$7,953,757.76	(\$500,000.00)	\$31,172.48	\$7,484,930.24
515-Debt Service	\$628,500.38	4.8835%	\$628,500.38	\$0.00	\$2,520.45	\$631,020.83
181-Permanent School	\$748,161.52	4.8835%	\$748,161.52	\$0.00	\$3,000.31	\$751,161.83
604-Co Courthouse Project	\$16,683,502.30	4.8835%	\$16,683,502.30	(\$2,235,176.32)	\$63,668.11	\$14,511,994.09
605-Mobility Bond 2024	\$9,747,088.79	4.8835%	\$9,512,943.15	\$0.00	\$38,149.28	\$9,551,092.43
TEXPOOL INVESTMENTS						
108-Elections	\$162,716.44	4.7302%	\$162,716.44	\$0.00	\$632.61	\$163,349.05
111-Law Library	\$234,329.10	4.7302%	\$234,329.10	\$0.00	\$911.03	\$235,240.13
112-Title IV Juvenile Justice	\$98,339.17	4.7302%	\$98,339.17	\$0.00	\$382.30	\$98,721.47
113-RPF District Clerk	\$25,499.80	4.7302%	\$25,499.80	\$0.00	\$99.10	\$25,598.90
114-County RMPF	\$113,258.26	4.7302%	\$113,258.26	\$0.00	\$440.32	\$113,698.58
115-RPF County Clerk	\$678,755.32	4.7302%	\$678,755.32	\$0.00	\$2,638.87	\$681,394.19
116-CC Preservation	\$33,737.47	4.7302%	\$33,737.47	\$0.00	\$131.20	\$33,868.67
117-Courthouse Security	\$217,958.93	4.7302%	\$217,958.93	\$0.00	\$847.43	\$218,806.36
118-Graffiti	\$858.60	4.7302%	\$858.60	\$0.00	\$3.30	\$861.90
119-JP Technology	\$72,205.93	4.7302%	\$72,205.93	\$0.00	\$280.73	\$72,486.66
120-DC Child Abuse Prev.	\$1,604.52	4.7302%	\$1,604.52	\$0.00	\$6.30	\$1,610.82
121-Family Protect Fee	\$41,283.53	4.7302%	\$41,283.53	\$0.00	\$160.50	\$41,444.03
122-Guardianship	\$60,710.27	4.7302%	\$60,710.27	\$0.00	\$236.06	\$60,946.33
123-Justice Court Security	\$25,336.17	4.7302%	\$25,336.17	\$0.00	\$98.50	\$25,434.67
124-CC Technology	\$8,238.00	4.7302%	\$8,238.00	\$0.00	\$32.02	\$8,270.02
125-General	\$25,116,222.83	4.7302%	\$25,116,222.83	\$0.00	\$97,648.25	\$25,213,871.08
126-DC Technology	\$4,212.62	4.7302%	\$4,212.62	\$0.00	\$16.38	\$4,229.00
127-CC RP Digitizing	\$37,854.20	4.7302%	\$37,854.20	\$0.00	\$147.13	\$38,001.33
128-DC RP Digitizing	\$30,327.62	4.7302%	\$30,327.62	\$0.00	\$117.91	\$30,445.53
129-DA Pretrial Diversion	\$95,005.80	4.7302%	\$95,005.80	\$0.00	\$369.36	\$95,375.16
188-Dismuke	\$73,397.13	4.7302%	\$73,397.13	\$0.00	\$285.36	\$73,682.49
189-Hospital	\$3,394.07	4.7302%	\$3,394.07	\$0.00	\$13.17	\$3,407.24
TOTALS	\$99,276,341.84		\$99,042,196.20	(\$5,735,176.32)	\$385,557.17	\$93,692,577.05

STATISTICS

1. THIS PORTFOLIO IS IN COMPLIANCE WITH THE WALLER COUNTY INVESTMENT POLICY AND APPLICABLE LAW.
2. CURRENT INVESTMENTS ARE AVAILABLE SAME OR NEXT DAY TO MAXIMIZE OPERATING FUNDS.
3. AS A COMPARATIVE BENCHMARK THE AVERAGE 90 DAY T-BILL RATE THIS MONTH 4.42%
4. THE TOTAL AMOUNT OF INVESTED DOLLARS FOR MONTH END: \$93,692,577.05
5. PROSPERITY BANK PLEDGED COLLATERAL MARKET VALUE: \$62,168,394.97
 THIS AMOUNT WAS ADEQUATE TO SECURE ALL DEPOSITS AT PROSPERITY BANK.
6. TexPool Rated: AAAm by Standard & Poor's.
7. Texas CLASS Rated: AAAm by Standard & Poor's.
8. THIS REPORT IS PROVIDED ON A MONTHLY BASIS EXCEEDING THE PUBLIC FUNDS INVESTMENT ACT AND WALLER COUNTY INVESTMENT POLICY REQUIREMENTS TO KEEP THE COMMISSIONERS' COURT FULLY INFORMED.

WALLER COUNTY, TEXAS
Summary of Debt

Prepared by Alan Younts, Waller County Auditor

Total Capital Leases

Year	Principal	Interest
2024	\$0.00	\$0.00
2025	\$0.00	\$0.00
2026	\$0.00	\$0.00
2027	\$0.00	\$0.00
2028	\$0.00	\$0.00
2029-2033	\$0.00	\$0.00
2034-2038	\$0.00	\$0.00
2039-2043	\$0.00	\$0.00
	<u>\$0.00</u>	<u>\$0.00</u>

Total Bonds

Year	Principal	Interest
2024	\$4,085,000.00	\$2,679,200.76
2025	\$4,235,000.00	\$2,534,241.01
2026	\$4,390,000.00	\$2,375,519.76
2027	\$4,560,000.00	\$2,209,879.01
2028	\$4,035,000.00	\$2,036,175.01
2029-2033	\$18,310,000.00	\$7,907,912.55
2034-2038	\$21,020,000.00	\$4,174,646.60
2039-2043	\$10,630,000.00	\$1,100,575.00
	<u>\$71,265,000.00</u>	<u>\$25,018,149.70</u>

Treasurer's Record of Unpaid Claims	As of 11/30/2024		
Vendors	Date Registered	Reg #	Amount Registered
QUILL CORPORATION	04/18/23	3675	\$ 132.06
SPARKLIGHT	07/05/23	5416	\$ (322.29)
VERIZON	07/10/23	5541	\$ (13.48)
TURNER PIERCE AND FULTZ INC.	08/01/23	6062	\$ 323.77
VERIZON	08/15/23	6470	\$ (37.99)
VERIZON	09/11/23	7137	\$ (37.99)
RICOH USA, INC.	09/26/23	7478	\$ 260.24
VERIZON	10/11/23	7780	\$ (37.99)
ENTEC PEST MANAGEMENT INC	10/30/23	8234	\$ 250.00
VERIZON	11/27/23	8775	\$ (37.99)
VERIZON	12/14/23	9365	\$ 37.99
NAPA AUTO PARTS	01/11/24	9982	\$ 170.88
VERIZON	01/12/24	10032	\$ (37.99)
HOMETOWN HARDWARE	01/22/24	10186	\$ 202.32
NAPA AUTO PARTS	01/26/24	10292	\$ 20.34
VERIZON	02/13/24	10884	\$ (37.99)
BECKENDORFF, JUSTIN	03/07/24	11503	\$ 203.05
VERIZON	03/20/24	11816	\$ (37.99)
KING RANCH AG & TURF	04/11/24	12554	\$ (16.00)
VERIZON	04/22/24	12761	\$ (37.99)
LIMITED SALES, EXCISE, AND USE TAX	04/29/24	12916	\$ 196.40
AT&T-CWO	07/12/24	14793	\$ 47,228.98
XEROX CORPORATION	07/22/24	14945	\$ 263.05
INNOVATIVE COMMUNICATION SYSTEMS	07/30/24	15197	\$ 262.50
MOTOROLA SOLUTIONS, INC.	08/08/24	15490	\$ 618.75
XEROX CORPORATION	08/12/24	15606	\$ 243.06
COP STOP	09/05/24	16300	\$ 789.50
SOUTHERN SOFTWARE, INC.	09/05/24	16317	\$ 3,000.00
TAC SECURITY	09/09/24	16388	\$ 270.00
CALDWELL COUNTRY CHEVROLET	09/20/24	16828	\$ 48,500.00
CALDWELL COUNTRY CHEVROLET	09/20/24	16829	\$ 48,500.00
CALDWELL COUNTRY CHEVROLET	09/20/24	16830	\$ 48,500.00
CALDWELL COUNTRY CHEVROLET	09/20/24	16832	\$ 48,500.00
CALDWELL COUNTRY CHEVROLET	09/20/24	16833	\$ 48,900.00
CALDWELL COUNTRY CHEVROLET	09/20/24	16834	\$ 48,500.00
AGEINT SECURITY	09/23/24	16850	\$ 65.00
PRECISION PRINTING	09/24/24	16929	\$ 30.00
DR. ADEEB ASSOCIATED	09/25/24	16965	\$ 181.31
ODP BUSINESS SOLUTIONS, LLC	10/01/24	17101	\$ 174.95
ODP BUSINESS SOLUTIONS, LLC	10/01/24	17103	\$ 68.09
ODP BUSINESS SOLUTIONS, LLC	10/01/24	17104	\$ 213.92
XEROX CORPORATION	10/07/24	17200	\$ 248.83
LOW VOLTAGE SECURITY SOLUTIONS LLC	10/08/24	17232	\$ 600.00
LOW VOLTAGE SECURITY SOLUTIONS LLC	10/08/24	17233	\$ 600.00
LOW VOLTAGE SECURITY SOLUTIONS LLC	10/08/24	17234	\$ 600.00
LOW VOLTAGE SECURITY SOLUTIONS LLC	10/08/24	17235	\$ 600.00
CLEVELAND ASPHALT PRODUCTS, INC.	10/08/24	17280	\$ 10,517.00
EDMONDS INSURANCE AGENCY	10/10/24	17437	\$ 100.00
MUSTANG CAT	10/10/24	17440	\$ (36.40)
INTERACTIVE DATA, LLC	10/10/24	17441	\$ 575.50
ODP BUSINESS SOLUTIONS, LLC	10/15/24	17460	\$ 795.00
ODP BUSINESS SOLUTIONS, LLC	10/15/24	17461	\$ 76.84
ODP BUSINESS SOLUTIONS, LLC	10/15/24	17462	\$ 14.19
ODP BUSINESS SOLUTIONS, LLC	10/15/24	17463	\$ 92.95
ODP BUSINESS SOLUTIONS, LLC	10/15/24	17464	\$ 37.89
EDMONDS INSURANCE AGENCY	10/17/24	17492	\$ 350.00
INNOVATIVE COMMUNICATION SYSTEMS	10/17/24	17502	\$ 369.02
DIRECT ENERGY BUSINESS, LLC	10/17/24	17540	\$ 34.53
CLEVELAND ASPHALT PRODUCTS, INC.	10/18/24	17584	\$ 10,933.00
OTIS ELEVATOR COMPANY	10/18/24	17585	\$ 1,993.64
BOXX MODULAR INC.	10/21/24	17705	\$ 10,362.57
ENTEC PEST MANAGEMENT, INC.	10/22/24	17732	\$ 115.00
ODP BUSINESS SOLUTIONS, LLC	10/22/24	17744	\$ 74.58
ODP BUSINESS SOLUTIONS, LLC	10/22/24	17755	\$ 287.30
ODP BUSINESS SOLUTIONS, LLC	10/22/24	17756	\$ 28.74
ODP BUSINESS SOLUTIONS, LLC	10/22/24	17757	\$ 208.90
ODP BUSINESS SOLUTIONS, LLC	10/22/24	17758	\$ 1,336.02
WALLER COUNTY APPRAISAL DISTRICT	10/22/24	17766	\$ 9,215.70
ELECTION SOURCE	10/24/24	17792	\$ 783.89

Item 7.

Treasurer's Record of Unpaid Claims	As of 11/30/2024		
Vendors	Date Registered	Reg #	Amount Registered
ELECTION SOURCE	10/24/24	17793	\$ 268.33
EMBASSY RECORD MANAGEMENT & STORAGE	10/24/24	17794	\$ 477.50
XEROX CORPORATION	10/24/24	17797	\$ 765.27
TAC SECURITY	10/24/24	17834	\$ 270.00
LJA ENGINEERING, INC.	10/24/24	17836	\$ 51,938.54
ACTION RENTALS	10/29/24	17893	\$ 231.48
RICOH USA, INC.	10/29/24	17894	\$ 650.60
WALLER COUNTY TAX OFFICE	10/29/24	17900	\$ 67.50
HOMETOWN HARDWARE	10/30/24	17902	\$ 43.91
GRAINGER	10/30/24	17909	\$ 79.92
MATAGORDA CONSTRUCTION	10/30/24	17913	\$ 174,935.11
MARCH, MATTHEW	10/30/24	17916	\$ 30.15
MARCH, MATTHEW	10/30/24	17917	\$ 30.15
MARCH, MATTHEW	10/30/24	17918	\$ 30.15
AGEINT SECURITY	10/31/24	17952	\$ 65.00
REPUBLIC SERVICES #473	10/31/24	17964	\$ 385.92
STEPHENS & FLOWERS FUNERALS AND CREMATION	11/01/24	17970	\$ 1,750.00
STEPHENS & FLOWERS FUNERALS AND CREMATION	11/01/24	17971	\$ 450.00
MUSTANG CAT	11/01/24	17973	\$ 414.48
MUSTANG CAT	11/01/24	17974	\$ (380.05)
HOMETOWN HARDWARE	11/01/24	17976	\$ 74.92
AMAZON CAPITAL SERVICES	11/01/24	17982	\$ 327.28
COMPUCYCLE	11/01/24	17983	\$ 521.92
TELOMACK CABLING SOLUTIONS	11/04/24	17990	\$ 718.78
RICOH USA, INC.	11/04/24	17991	\$ 127.21
HOMETOWN HARDWARE	11/04/24	17995	\$ 202.32
HOMETOWN HARDWARE	11/04/24	17996	\$ 43.47
HOMETOWN HARDWARE	11/04/24	17997	\$ 72.75
TAC SECURITY	11/04/24	18044	\$ 420.00
TAC SECURITY	11/04/24	18045	\$ 450.00
TAC SECURITY	11/04/24	18050	\$ 532.50
TAC SECURITY	11/04/24	18051	\$ 810.00
BVSWMA INC.	11/04/24	18078	\$ 29,855.11
TYLER TECHNOLOGIES	11/05/24	18093	\$ 10,051.00
THE RANDLE LAW OFFICE	11/05/24	18100	\$ 997.83
THE RANDLE LAW OFFICE	11/05/24	18101	\$ 120.00
THE RANDLE LAW OFFICE	11/05/24	18102	\$ 200.00
THE RANDLE LAW OFFICE	11/05/24	18103	\$ 720.00
THE RANDLE LAW OFFICE	11/05/24	18104	\$ 2,317.50
EAG FORD NAVASOTA	11/05/24	18107	\$ 5,456.32
EAG FORD NAVASOTA	11/05/24	18108	\$ 1,804.48
HOMETOWN HARDWARE	11/05/24	18114	\$ 27.98
HOMETOWN HARDWARE	11/06/24	18128	\$ 5.99
HOMETOWN HARDWARE	11/06/24	18129	\$ 79.95
HOMETOWN HARDWARE	11/06/24	18130	\$ 109.99
AMBASSADOR SERVICES, LLC	11/06/24	18132	\$ 3,161.51
AMAZON CAPITAL SERVICES	11/06/24	18141	\$ 45.98
QUADIENT, INC.	11/06/24	18144	\$ 453.30
RICOH USA, INC.	11/06/24	18146	\$ 628.77
AMERICAN PATRIOT INDUSTRIES	11/06/24	18151	\$ 1,465.16
REVIVAL ANIMAL HEALTH	11/06/24	18153	\$ 649.48
MID-AMERICAN RESEARCH CHEMICAL	11/06/24	18155	\$ 215.70
QUADIENT FINANCE USA, INC.	11/06/24	18157	\$ 142.32
HOMETOWN HARDWARE	11/06/24	18175	\$ 42.97
HOMETOWN HARDWARE	11/06/24	18176	\$ 38.97
ODP BUSINESS SOLUTIONS, LLC	11/07/24	18228	\$ 24.97
STRIPES AND STOPS	11/07/24	18237	\$ 8,000.00
AMBASSADOR SERVICES, LLC	11/07/24	18242	\$ 165.43
THE WALLER COUNTY EXPRESS	11/12/24	18260	\$ 524.00
HOMETOWN HARDWARE	11/12/24	18262	\$ 74.99
GRANTWORKS, INC.	11/12/24	18267	\$ 108,263.30
XEROX CORPORATION	11/12/24	18275	\$ 482.51
XEROX CORPORATION	11/12/24	18278	\$ 250.40
KING ARCHITECTURAL CONSULTING SERVICES PLLC	11/12/24	18288	\$ 484.67
THE HOME DEPOT	11/12/24	18290	\$ 2,377.96
VERIZON	11/12/24	18293	\$ 990.03
PEAN, ROBIN	11/13/24	18294	\$ 46.58
HARDY, CHARLESTON	11/13/24	18295	\$ 532.21
ANGELO, VALERIE	11/13/24	18296	\$ 350.42

Item 7.

Treasurer's Record of Unpaid Claims		As of 11/30/2024	
Vendors	Date Registered	Reg #	Amount Registered
PEAN, ROBIN	11/13/24	18297	\$ 362.00
PEAN, ROBIN	11/13/24	18298	\$ 564.69
SANDERS, PEGGY	11/13/24	18300	\$ 103.65
MCKERLEY, CARRIE	11/13/24	18301	\$ 700.00
RALSTON, OWEN JR.	11/13/24	18302	\$ 350.00
LINEBARGER, GOGGAN, BLAIR & SAMPSON LLP	11/13/24	18303	\$ 337.00
STEEN, HENRY G	11/13/24	18304	\$ 590.00
PERDUE, BRANDON FIELDER, COLLINS & MOTT LLP	11/13/24	18305	\$ 6,745.00
MCCALL, ROSS	11/13/24	18306	\$ 247.68
O'REILLY AUTO PARTS	11/13/24	18307	\$ 25.62
O'REILLY AUTO PARTS	11/13/24	18308	\$ 35.03
O'REILLY AUTO PARTS	11/13/24	18309	\$ 19.99
O'REILLY AUTO PARTS	11/13/24	18310	\$ 7.15
O'REILLY AUTO PARTS	11/13/24	18311	\$ 27.37
WALLER COUNTY ASPHALT	11/13/24	18312	\$ 54,796.00
WALLER COUNTY ASPHALT	11/13/24	18313	\$ 21,531.75
WALLER COUNTY ASPHALT	11/13/24	18314	\$ 6,561.50
RECOVERY MONITORING	11/13/24	18315	\$ 341.00
RECOVERY MONITORING	11/13/24	18316	\$ 201.50
RECOVERY MONITORING	11/13/24	18317	\$ 341.00
RECOVERY MONITORING	11/13/24	18318	\$ 341.00
RECOVERY MONITORING	11/13/24	18319	\$ 341.00
RECOVERY MONITORING	11/13/24	18320	\$ 341.00
RECOVERY MONITORING	11/13/24	18321	\$ 186.00
RECOVERY MONITORING	11/13/24	18322	\$ 186.00
RECOVERY MONITORING	11/13/24	18323	\$ 310.00
GULF COAST RAIL DISTRICT	11/13/24	18324	\$ 7,500.00
HOMETOWN HARDWARE	11/13/24	18325	\$ 126.85
JENNIFER L. ROCKETT, PHD PLLC	11/13/24	18326	\$ 3,400.00
AGUILAR, ALFONSO	11/13/24	18327	\$ 200.00
TEXAS CENTER FOR THE JUDICIARY	11/13/24	18328	\$ 35.00
MOFFITT SERVICES	11/13/24	18329	\$ 2,000.00
MOFFITT SERVICES	11/13/24	18330	\$ 2,000.00
INGRAM LIBRARY SERVICES	11/13/24	18331	\$ 265.22
TEXAS STAR TRANSPORT, LLC	11/13/24	18332	\$ 1,559.77
TEXAS STAR TRANSPORT, LLC	11/13/24	18333	\$ 3,078.65
TEXAS STAR TRANSPORT, LLC	11/13/24	18334	\$ 3,209.20
TEXAS STAR TRANSPORT, LLC	11/13/24	18335	\$ 3,023.78
TEXAS STAR TRANSPORT, LLC	11/13/24	18336	\$ 3,082.04
TEXAS STAR TRANSPORT, LLC	11/13/24	18337	\$ 1,626.26
TEXAS STAR TRANSPORT, LLC	11/13/24	18338	\$ 3,040.25
TEXAS STAR TRANSPORT, LLC	11/13/24	18339	\$ 3,101.84
TEXAS STAR TRANSPORT, LLC	11/13/24	18340	\$ 3,070.15
EDMONDS INSURANCE AGENCY	11/14/24	18341	\$ 50.00
EDMONDS INSURANCE AGENCY	11/14/24	18342	\$ 50.00
EDMONDS INSURANCE AGENCY	11/14/24	18343	\$ 50.00
EDMONDS INSURANCE AGENCY	11/14/24	18344	\$ 116.00
EDMONDS INSURANCE AGENCY	11/14/24	18345	\$ 50.00
EDMONDS INSURANCE AGENCY	11/14/24	18346	\$ 50.00
EDMONDS INSURANCE AGENCY	11/14/24	18347	\$ 50.00
EDMONDS INSURANCE AGENCY	11/14/24	18348	\$ 50.00
EDMONDS INSURANCE AGENCY	11/14/24	18349	\$ 50.00
EDMONDS INSURANCE AGENCY	11/14/24	18350	\$ 50.00
EDMONDS INSURANCE AGENCY	11/14/24	18351	\$ 50.00
EDMONDS INSURANCE AGENCY	11/14/24	18352	\$ 50.00
EDMONDS INSURANCE AGENCY	11/14/24	18353	\$ 270.00
EDMONDS INSURANCE AGENCY	11/14/24	18354	\$ 50.00
EDMONDS INSURANCE AGENCY	11/14/24	18355	\$ 350.00
EDMONDS INSURANCE AGENCY	11/14/24	18356	\$ 100.00
EDMONDS INSURANCE AGENCY	11/14/24	18357	\$ 50.00
EDMONDS INSURANCE AGENCY	11/14/24	18358	\$ 50.00
EDMONDS INSURANCE AGENCY	11/14/24	18359	\$ 50.00
LOWE'S	11/14/24	18360	\$ 698.67
SOUTHERN TIRE MART	11/14/24	18361	\$ 1,554.00
SOUTHERN TIRE MART	11/14/24	18362	\$ 1,036.00
SOUTHERN TIRE MART	11/14/24	18363	\$ 460.00
SOUTHERN TIRE MART	11/14/24	18364	\$ 980.00
ARBORTRU, LLC	11/14/24	18365	\$ 8,210.40
ARBORTRU, LLC	11/14/24	18366	\$ 10,867.05

Item 7.

Treasurer's Record of Unpaid Claims		As of 11/30/2024	
Vendors	Date Registered	Reg #	Amount Registered
ARBORTRUE, LLC	11/14/24	18367	\$ 9,347.25
ARBORTRUE, LLC	11/14/24	18368	\$ 3,963.00
ARBORTRUE, LLC	11/14/24	18369	\$ 9,850.00
GALLS, LLC	11/14/24	18370	\$ 72.00
STEINHAUSER'S	11/14/24	18371	\$ 41.97
OWENS PRODUCTS	11/14/24	18372	\$ 2,377.00
JPATS/USMS	11/14/24	18373	\$ 2,896.00
JPATS/USMS	11/14/24	18374	\$ 2,896.00
CORRECTIONAL BEHAVIORAL HEALTH	11/14/24	18375	\$ 2,050.00
XEROX CORPORATION	11/14/24	18376	\$ 192.11
CITY OF PRAIRIE VIEW	11/14/24	18377	\$ 102.20
FATERKOWSKI'S TRANSMISSIONS	11/14/24	18378	\$ 351.09
SPARKLETTS & SIERRA SPRINGS	11/14/24	18379	\$ 35.46
VICTORIA REGIONAL JUVENILE JUSTICE/ DETENTION FACILITY	11/14/24	18380	\$ 3,400.00
O'BRIEN COUNSELING SERVICES, INC.	11/14/24	18381	\$ 1,100.00
HEALING HEARTS PRESENTS REALITY PRODUCTIONS	11/14/24	18382	\$ 3,145.00
INTAB, LLC	11/14/24	18383	\$ 716.50
KIMBALL MIDWEST	11/14/24	18384	\$ (381.65)
NAPA AUTO PARTS	11/14/24	18385	\$ 63.63
NAPA AUTO PARTS	11/14/24	18386	\$ 243.99
NAPA AUTO PARTS	11/14/24	18387	\$ 159.90
HOMETOWN HARDWARE	11/14/24	18388	\$ 126.85
HOMETOWN HARDWARE	11/14/24	18389	\$ 142.10
LEXISNEXIS	11/14/24	18390	\$ 93.75
XEROX CORPORATION	11/14/24	18391	\$ 178.08
TEXAS DEPARTMENT OF STATE HEALTH SERVICES	11/14/24	18392	\$ 212.28
GRAINGER	11/14/24	18393	\$ 30.48
AMBASSADOR SERVICES, LLC	11/14/24	18394	\$ 2,994.43
WADE SPRINKLER SERVICES	11/14/24	18395	\$ 3,038.50
JK GRAPHICS, INC.	11/14/24	18396	\$ 395.00
SPARKLIGHT	11/14/24	18397	\$ 460.93
SPARKLIGHT	11/14/24	18398	\$ 535.93
SPARKLIGHT	11/14/24	18399	\$ 120.93
AMAZON CAPITAL SERVICES	11/14/24	18400	\$ 339.98
AMAZON CAPITAL SERVICES	11/14/24	18401	\$ 101.92
ALSCO	11/14/24	18402	\$ 334.19
WALLER COUNTY ASPHALT	11/14/24	18403	\$ 43,982.15
QUADIENT, INC.	11/14/24	18405	\$ 248.90
KIMBALL MIDWEST	11/14/24	18406	\$ 1,796.39
BULLETPoint MOUNTING SOLUTIONS	11/14/24	18407	\$ 307.64
WE BRAND IT PROMOTIONS	11/14/24	18409	\$ 996.00
JOHNSTONE SUPPLY	11/14/24	18410	\$ 310.82
HERRMANN INTERNATIONAL	11/14/24	18412	\$ 750.48
ROMCO EQUIPMENT CO.	11/14/24	18413	\$ 411.92
UNITED STATES POST OFFICE	11/14/24	18414	\$ 8,200.00
XEROX CORPORATION	11/14/24	18415	\$ 288.78
XEROX CORPORATION	11/14/24	18416	\$ 393.11
XEROX CORPORATION	11/14/24	18417	\$ 253.29
XEROX CORPORATION	11/14/24	18418	\$ 161.43
XEROX CORPORATION	11/14/24	18419	\$ 189.28
COLLIER EQUINE VET SERVICE, PA	11/14/24	18420	\$ 2.00
INTERACTIVE DATA	11/14/24	18421	\$ 388.50
SCY IMAGING INC	11/14/24	18422	\$ 375.00
KYLE OFFICE PRODUCTS	11/14/24	18424	\$ 302.50
TYLER BUSINESS FORMS	11/14/24	18425	\$ 566.19
TEXAS PARKS AND WILDLIFE	11/14/24	18426	\$ 948.60
JENKINS INVESTIGATIONS	11/14/24	18427	\$ 1,050.00
ALSCO, INC.	11/14/24	18428	\$ 71.08
DIRECT ENERGY BUSINESS, LLC	11/14/24	18429	\$ 108.64
DIRECT ENERGY BUSINESS, LLC	11/14/24	18430	\$ 425.11
DIRECT ENERGY BUSINESS, LLC	11/14/24	18431	\$ 170.02
DIRECT ENERGY BUSINESS, LLC	11/14/24	18432	\$ 25.46
DIRECT ENERGY BUSINESS, LLC	11/14/24	18433	\$ 2,153.50
HOUSTON FREIGHTLINER & WESTERN STAR	11/15/24	18434	\$ 410.28
BROOKSHIRE M.W.D	11/15/24	18435	\$ 105.79
BROOKSHIRE M.W.D	11/15/24	18436	\$ 49.75
BROOKSHIRE M.W.D	11/15/24	18437	\$ 106.21
HOMETOWN HARDWARE	11/15/24	18438	\$ 219.98
EDMONDS INSURANCE AGENCY	11/15/24	18439	\$ 50.00

Item 7.

Treasurer's Record of Unpaid Claims		As of 11/30/2024	
Vendors	Date Registered	Reg #	Amount Registered
WALLER COUNTY APPRAISAL DISTRICT	11/15/24	18440	\$ 202,539.75
HOMETOWN HARDWARE	11/15/24	18441	\$ 105.83
MCKERLEY, CARRIE M.	11/15/24	18442	\$ 225.00
MCKERLEY, CARRIE M.	11/15/24	18443	\$ 195.00
MCKERLEY, CARRIE M.	11/15/24	18444	\$ 570.00
MCKERLEY, CARRIE M.	11/15/24	18445	\$ 1,005.00
MCKERLEY, CARRIE M.	11/15/24	18446	\$ 75.00
STEINHAUSER'S	11/15/24	18447	\$ 32.24
STONESIDE VETERINARY HOSPITAL	11/15/24	18448	\$ 191.00
QUILL CORPORATION	11/15/24	18449	\$ 113.97
QUILL CORPORATION	11/15/24	18450	\$ 6.48
QUILL CORPORATION	11/15/24	18451	\$ 52.77
XEROX CORPORATION	11/15/24	18452	\$ 190.82
TRINITY SERVICES GROUP, INC.	11/15/24	18453	\$ 5,106.94
INDEPENDENT HEALTH SERVICES	11/15/24	18454	\$ 4,373.87
STEINHAUSER'S	11/15/24	18455	\$ 79.99
C&G WHOLESALE	11/15/24	18456	\$ 241.94
C&G WHOLESALE	11/15/24	18457	\$ 358.00
C&G WHOLESALE	11/15/24	18458	\$ 130.99
C&G WHOLESALE	11/15/24	18459	\$ 369.00
C&G WHOLESALE	11/15/24	18460	\$ 4,386.00
C&G WHOLESALE	11/15/24	18461	\$ 378.36
PARKER, SARA	11/15/24	18466	\$ 33.23
BLAKE, COURTNEY	11/15/24	18467	\$ 100.00
WATSON, LEILA	11/15/24	18468	\$ 100.00
WOOLSEY, KAREN	11/18/24	18469	\$ 53.60
WILEY, ROBYN	11/18/24	18470	\$ 39.66
EDMONDS INSURANCE AGENCY	11/18/24	18471	\$ 500.00
TRINITY SERVICES GROUP, INC.	11/18/24	18472	\$ 5,105.66
QUILL CORPORATION	11/18/24	18473	\$ 59.10
WALLER COUNTY FEED	11/18/24	18474	\$ 42.99
STEINHAUSER'S	11/18/24	18475	\$ 47.49
C&G WHOLESALE	11/18/24	18476	\$ 169.97
HOUSTON AREA POLICE CHIEFS ASSOCIATION	11/18/24	18477	\$ 60.00
ATRON SOLUTIONS, LLC	11/18/24	18478	\$ 15,018.44
FAIRCHILD, ZELMON	11/18/24	18479	\$ 42.88
PEREZ, MARTHA	11/18/24	18480	\$ 42.88
PERDUE, BRANDON, FIELDER, COLLINS & MOTT LLP	11/18/24	18481	\$ 1,165.00
VERIZON	11/18/24	18482	\$ 299.00
VERIZON	11/18/24	18483	\$ 199.99
ALPHAGRAPHS	11/18/24	18484	\$ 227.25
ENTEC PEST MANAGEMENT, INC.	11/18/24	18485	\$ 75.00
NETPROTEC LLC	11/18/24	18486	\$ 600.00
ENTEC PEST MANAGEMENT, INC.	11/18/24	18487	\$ 25.00
ANGELO, VALERIE	11/18/24	18488	\$ 24.29
KELLY, CODI	11/18/24	18489	\$ 356.57
FRANK, MICHAEL	11/18/24	18490	\$ 295.40
HARDY, CHARLESTON	11/18/24	18491	\$ 40.49
PINEDA, MOISES	11/18/24	18492	\$ 24.29
HENDERSON, RESA	11/18/24	18493	\$ 100.00
BEAN, CHERISE	11/18/24	18494	\$ 100.00
JOHNSTONE SUPPLY	11/18/24	18495	\$ 234.99
TRACK GROUP	11/18/24	18496	\$ 360.00
TRACK GROUP	11/18/24	18497	\$ 90.48
DISA, INC.	11/18/24	18498	\$ 85.00
TRACK GROUP	11/18/24	18499	\$ 55.00
YOUTH OPPORTUNITY INVESTMENTS, LLC	11/18/24	18500	\$ 500.00
ENTEC PEST MANAGEMENT, INC.	11/18/24	18501	\$ 350.00
ENTEC PEST MANAGEMENT, INC.	11/18/24	18502	\$ 150.00
SMITH, HERSCHEL	11/19/24	18503	\$ 400.46
TELOMACK CABLING SOLUTIONS	11/19/24	18504	\$ 1,155.00
NATIONAL ASSOCIATION OF COUNTIES	11/19/24	18505	\$ 781.00
PRIVATE INVESTIGATION ENDEAVORS, LLC	11/19/24	18507	\$ 100.00
CANON FINANCIAL SERVICES, INC.	11/19/24	18508	\$ 571.40
HOMETOWN HARDWARE	11/19/24	18509	\$ 48.98
BLUEHOST, INC.	11/19/24	18510	\$ 604.98
MATHIS, ELTON R.	11/20/24	18513	\$ 216.40
TEXAS ASSOCIATION OF COUNTIES	11/20/24	18514	\$ 150.00
PITNEY BOWES INC.	11/20/24	18515	\$ 612.79

Item 7.

Treasurer's Record of Unpaid Claims	As of 11/30/2024		
Vendors	Date Registered	Reg #	Amount Registered
DEPARTMENT OF INFORMATION RESOURCES	11/20/24	18516	\$ 477.88
HALFF	11/20/24	18517	\$ 31,946.22
WALLER COUNTY ASPHALT	11/20/24	18518	\$ 38,694.45
WALLER COUNTY ASPHALT	11/20/24	18519	\$ 50,320.55
WALLER COUNTY ASPHALT	11/20/24	18520	\$ 45,656.05
O'REILLY AUTO PARTS	11/20/24	18521	\$ 68.01
O'REILLY AUTO PARTS	11/20/24	18522	\$ 106.86
O'REILLY AUTO PARTS	11/20/24	18523	\$ 11.19
O'REILLY AUTO PARTS	11/20/24	18524	\$ 289.95
QUILL CORPORATION	11/20/24	18525	\$ 34.18
QUILL CORPORATION	11/20/24	18526	\$ 73.79
QUILL CORPORATION	11/20/24	18527	\$ 23.16
QUILL CORPORATION	11/20/24	18528	\$ 66.58
QUILL CORPORATION	11/20/24	18529	\$ 21.84
QUILL CORPORATION	11/20/24	18530	\$ 9.88
HOMETOWN HARDWARE	11/20/24	18531	\$ 106.95
HOMETOWN HARDWARE	11/20/24	18532	\$ 146.82
HOMETOWN HARDWARE	11/20/24	18533	\$ 76.54
ODP BUSINESS SOLUTIONS, LLC	11/20/24	18534	\$ 203.98
ODP BUSINESS SOLUTIONS, LLC	11/20/24	18535	\$ 369.99
ODP BUSINESS SOLUTIONS, LLC	11/20/24	18536	\$ 92.51
ODP BUSINESS SOLUTIONS, LLC	11/20/24	18537	\$ 721.53
NAPA AUTO PARTS	11/20/24	18538	\$ 138.99
NAPA AUTO PARTS	11/20/24	18539	\$ 114.63
NAPA AUTO PARTS	11/20/24	18540	\$ 149.97
NAPA AUTO PARTS	11/20/24	18541	\$ 300.26
NAPA AUTO PARTS	11/20/24	18542	\$ 147.55
NAPA AUTO PARTS	11/20/24	18543	\$ 5.33
NAPA AUTO PARTS	11/20/24	18544	\$ 17.60
NAPA AUTO PARTS	11/20/24	18545	\$ 44.35
NAPA AUTO PARTS	11/20/24	18546	\$ 135.48
NAPA AUTO PARTS	11/20/24	18547	\$ 101.88
NAPA AUTO PARTS	11/20/24	18548	\$ 28.04
TEXAS STAR TRANSPORT, LLC	11/20/24	18549	\$ 1,594.85
TEXAS STAR TRANSPORT, LLC	11/20/24	18550	\$ 820.45
TEXAS STAR TRANSPORT, LLC	11/20/24	18551	\$ 3,071.95
TEXAS STAR TRANSPORT, LLC	11/20/24	18552	\$ 2,988.70
TEXAS STAR TRANSPORT, LLC	11/20/24	18553	\$ 3,067.40
TEXAS STAR TRANSPORT, LLC	11/20/24	18554	\$ 766.77
TEXAS STAR TRANSPORT, LLC	11/20/24	18555	\$ 757.93
TEXAS STAR TRANSPORT, LLC	11/20/24	18556	\$ 767.38
TEXAS STAR TRANSPORT, LLC	11/20/24	18557	\$ 3,037.19
TEXAS STAR TRANSPORT, LLC	11/20/24	18558	\$ 3,078.36
TEXAS STAR TRANSPORT, LLC	11/21/24	18559	\$ 3,000.30
ROSE, EARNEST	11/21/24	18560	\$ 352.00
ROSE, EARNEST	11/21/24	18561	\$ 352.00
PEAN, ROBIN	11/21/24	18562	\$ 40.58
HARDY, CHARLESTON	11/21/24	18563	\$ 135.04
SHARPE, DOMINIQUE	11/21/24	18564	\$ 715.64
HOMETOWN HARDWARE	11/21/24	18565	\$ 19.16
HOMETOWN HARDWARE	11/21/24	18566	\$ 0.59
GRAINGER	11/21/24	18567	\$ 32.26
GRAINGER	11/21/24	18568	\$ 1,137.34
GRAINGER	11/21/24	18569	\$ 419.36
WALLER COUNTY FEED	11/21/24	18570	\$ 49.99
WALLER COUNTY FEED	11/21/24	18571	\$ 291.35
PRECISION PRINTING	11/21/24	18572	\$ 104.17
PRECISION PRINTING	11/21/24	18573	\$ 39.56
PRECISION PRINTING	11/21/24	18574	\$ 20.01
PRECISION PRINTING	11/21/24	18575	\$ 38.80
GREAT SOUTHERN STABILIZED	11/21/24	18576	\$ 535.64
GREAT SOUTHERN STABILIZED	11/21/24	18577	\$ 568.75
GREAT SOUTHERN STABILIZED	11/21/24	18578	\$ 509.16
TDCAA NOW TRUST FUND	11/21/24	18579	\$ 571.00
O'REILLY AUTO PARTS	11/21/24	18580	\$ 21.99
ALSCO, INC.	11/21/24	18581	\$ 71.08
ALSCO	11/21/24	18582	\$ 473.99
ALSCO	11/21/24	18583	\$ 334.19
FIBRECRETE PRESERVATION	11/21/24	18584	\$ 4,690.00

Item 7.

Treasurer's Record of Unpaid Claims		As of 11/30/2024	
Vendors	Date Registered	Reg #	Amount Registered
TELOMACK CABLING SOLUTIONS	11/21/24	18585	\$ 2,201.00
TOTAL RESPONSE	11/21/24	18586	\$ 11,528.85
AMERICAN FIRE SYSTEMS INC.	11/21/24	18587	\$ 250.00
KIMBALL MIDWEST	11/21/24	18588	\$ 159.00
WAKEFIELD BRIDGE, INC.	11/21/24	18589	\$ 10,000.00
PCN STRATEGIES	11/21/24	18590	\$ 270.70
AMERICAN PATRIOT INDUSTRIES	11/21/24	18591	\$ 1,166.30
STRIPES & STOPS	11/21/24	18592	\$ 14,342.88
LOCAL LP GAS INC.	11/21/24	18593	\$ 48.00
AXON ENTERPRISE INC.	11/21/24	18594	\$ 5,392.55
ACE INTERDICTION TACTICS LLC	11/21/24	18595	\$ 500.00
CYPRESS FLEET SERVICE	11/21/24	18596	\$ 2,195.43
AMAZON CAPITAL SERVICES	11/21/24	18599	\$ 13.98
AMAZON CAPITAL SERVICES	11/21/24	18600	\$ 50.99
AMAZON CAPITAL SERVICES	11/21/24	18601	\$ 55.10
AMAZON CAPITAL SERVICES	11/21/24	18602	\$ 97.97
NORTHERN SAFETY CO., INC.	11/21/24	18604	\$ 107.76
ROCA CLEANING SERVICES	11/21/24	18605	\$ 450.00
ROCA CLEANING SERVICES	11/21/24	18606	\$ 900.00
JARVIS TIRE AND WHEEL LLC	11/21/24	18607	\$ 508.89
INGRAM LIBRARY SERVICES	11/21/24	18608	\$ 13.25
ESRI	11/21/24	18609	\$ 118.89
CINTAS	11/21/24	18610	\$ 96.63
TELOMACK CABLING SOLUTIONS	11/21/24	18611	\$ 3,024.00
TELOMACK CABLING SOLUTIONS	11/21/24	18612	\$ 2,555.00
EDMONDS INSURANCE AGENCY	11/21/24	18613	\$ 50.00
EDMONDS INSURANCE AGENCY	11/21/24	18614	\$ 100.00
HILL, WAYNE	11/21/24	18615	\$ 100.00
TEXAS DEPARTMENT OF LICENSING AND REGULATION	11/21/24	18616	\$ 20.00
DYNAMIC MOTORS AUTO REPAIRS	11/21/24	18617	\$ 857.41
DYNAMIC MOTORS AUTO REPAIRS	11/21/24	18618	\$ 2,521.82
DYNAMIC MOTORS AUTO REPAIRS	11/21/24	18619	\$ 78.64
FATERKOWSKI'S TRANSMISSIONS	11/21/24	18620	\$ 1,377.93
FATERKOWSKI'S TRANSMISSIONS	11/21/24	18621	\$ 6,171.06
O'REILLY AUTO PARTS	11/21/24	18622	\$ 54.00
O'REILLY AUTO PARTS	11/21/24	18623	\$ 16.99
O'REILLY AUTO PARTS	11/21/24	18624	\$ 19.91
O'REILLY AUTO PARTS	11/21/24	18625	\$ 170.00
O'REILLY AUTO PARTS	11/21/24	18626	\$ 27.98
AUSTIN COUNTY GLASS	11/21/24	18627	\$ 375.00
CASA FOR KIDS	11/21/24	18629	\$ 316.00
WALLER CCWBC, INC.	11/21/24	18630	\$ 40.00
MIRANDA, ADELAIDA	11/21/24	18631	\$ 41.13
MATHIS, ELTON R	11/21/24	18632	\$ 114.73
LARRY'S AUTOMOTIVE	11/21/24	18633	\$ 3,315.41
PETROLEUM TRADERS CORPORATION	11/21/24	18634	\$ 17,096.69
HOUSTON FREIGHTLINER & WESTERN STAR	11/21/24	18635	\$ 303.06
DIRECTV	11/21/24	18636	\$ 171.23
LAROCHE	11/21/24	18637	\$ 322.46
LAROCHE	11/21/24	18638	\$ 224.32
SPEEDTECH LIGHTS INC	11/21/24	18639	\$ 1,022.37
BRAZOS ELEVATOR COMPANY LLC	11/21/24	18640	\$ 600.00
ZAVALA, IRMA	11/21/24	18641	\$ 545.00
HOUSTON FREIGHTLINER & WESTERN STAR	11/21/24	18642	\$ 12.88
ROMCO EQUIPMENT CO.	11/21/24	18643	\$ 713.76
MANDY MILLER LEGAL, PLLC	11/21/24	18644	\$ 3,650.00
HERMANN & ASSOCIATES	11/21/24	18645	\$ 225.00
APPEL FORD MERCURY	11/21/24	18646	\$ 2,543.69
ACTION TARGET	11/21/24	18647	\$ 2,669.68
TEXAS ASSOCIATION OF COUNTIES	11/21/24	18648	\$ 150.00
STUART HYDRAULICS	11/21/24	18649	\$ 249.35
NAPA AUTO PARTS	11/21/24	18650	\$ 37.99
NAPA AUTO PARTS	11/21/24	18651	\$ 142.44
NAPA AUTO PARTS	11/21/24	18652	\$ 384.14
CY-FAIR UPHOLSTERY & GLASS	11/21/24	18653	\$ 490.00
NAPA AUTO PARTS	11/25/24	18654	\$ 155.04
NAPA AUTO PARTS	11/25/24	18655	\$ (18.00)
AMERICAN WATER SYSTEMS	11/25/24	18656	\$ 4,232.00
TRINITY SERVICES GROUP, INC.	11/25/24	18657	\$ 5,080.70

Item 7.

Treasurer's Record of Unpaid Claims		As of 11/30/2024	
Vendors	Date Registered	Reg #	Amount Registered
BRADY INDUSTRIES	11/25/24	18658	\$ 227.91
COP STOP	11/25/24	18659	\$ 1,072.75
COP STOP	11/25/24	18660	\$ 1,155.75
STEINHAUSER'S	11/25/24	18661	\$ 31.98
XEROX CORPORATION	11/25/24	18663	\$ 852.20
QUILL CORPORATION	11/25/24	18664	\$ 4.75
QUILL CORPORATION	11/25/24	18665	\$ 60.32
QUILL CORPORATION	11/25/24	18666	\$ 15.11
QUILL CORPORATION	11/25/24	18667	\$ 385.19
VANISH DOCUMENT SHREDDING	11/25/24	18668	\$ 80.00
SAN BERNARD ELECTRIC CO-OP	11/25/24	18669	\$ 387.05
HOMETOWN HARDWARE	11/25/24	18670	\$ 42.55
QUADIENT FINANCE USA, INC.	11/25/24	18671	\$ 10,000.00
WILSON FIRE EQUIPMENT	11/25/24	18672	\$ 319.00
DANA SAFETY SUPPLY, INC.	11/25/24	18673	\$ 25,016.61
DELL MARKETING, L.P	11/25/24	18674	\$ 23,754.22
WALLER COUNTY TAX ASSESSOR	11/25/24	18675	\$ 21.50
CLEVELAND ASPHALT PRODUCTS, INC.	11/25/24	18676	\$ 100,188.24
CLEVELAND ASPHALT PRODUCTS, INC.	11/25/24	18677	\$ 14,249.71
MATS, GAVIN LYNN	11/25/24	18678	\$ 5.00
WELLS FARGO	11/25/24	18679	\$ 176.43
MAGNOLIA FUNERAL HOME, INC.	11/25/24	18680	\$ 1,295.00
SHELBURNE, ELLEN	11/25/24	18681	\$ 438.00
PEREZ, YESENIA	11/25/24	18682	\$ 224.00
MARINO, BRENDA	11/25/24	18683	\$ 72.35
MARINO, BRENDA	11/25/24	18684	\$ 57.88
MARINO, BRENDA	11/25/24	18685	\$ 57.88
PROSPERITY BANK	11/25/24	18689	\$ 2,434.80
RAINER, LAURIN	11/25/24	18690	\$ 61.64
HOMETOWN HARDWARE	11/25/24	18691	\$ 75.96
ONSOLVE, LLC	11/25/24	18692	\$ 22,918.66
ENTEC PEST MANAGEMENT, INC.	11/25/24	18693	\$ 140.00
TEXAS PRIDE DISPOSAL	11/26/24	18694	\$ 143.88
RICOH USA, INC.	11/26/24	18695	\$ 130.12
AMERICAN PATRIOT INDUSTRIES	11/26/24	18696	\$ 1,739.94
L. BRANDON STEINMANN, COUNTY CLERK	11/26/24	18697	\$ 425.00
QUILL CORPORATION	11/26/24	18698	\$ 49.99
QUILL CORPORATION	11/26/24	18699	\$ 194.70
HOMETOWN HARDWARE	11/26/24	18700	\$ 218.92
CAPITAL ONE	11/26/24	18701	\$ 1,368.80
KIMBALL MIDWEST	11/26/24	18702	\$ 2,077.00
STEINHAUSER'S	11/26/24	18703	\$ 52.49
QUILL CORPORATION	11/26/24	18704	\$ 96.58
QUILL CORPORATION	11/26/24	18705	\$ 56.09
EDMONDS INSURANCE AGENCY	11/26/24	18706	\$ 50.00
ATRON SOLUTIONS, LLC	11/27/24	18707	\$ 12,851.58
INNOVATIVE COMMUNICATION SYSTEMS	11/27/24	18708	\$ 1,966.62
HOMETOWN HARDWARE	11/27/24	18709	\$ 21.57
TOTAL UNPAID			\$ 1,891,082.94

Item 7.