

Monthly Report of Joan Sargent, Waller County Treasurer
SEPTEMBER 2022

5



THE STATE OF TEXAS
COUNTY OF WALLER

AFFIDAVIT

Pursuant to LGC 114.026, I, Joan Sargent, Waller County Treasurer do hereby submit The Treasurer's Monthly Report. This report includes, but is not limited to, money received and disbursed, debts due to and owed by the County, and other financial proceedings in the Treasurer's Office. The Treasurer's Books agree with the Auditor's General Ledger and the Bank Statements have been reconciled.

All investments are in compliance with both the Public Funds Investment Act and the Waller County Investment Policy. The investment strategy is passive, which maintains a liquid cash flow and safety of the investment as priorities. As your Treasurer, I keep a watchful eye to ensure that the "return of our principal" takes precedent over the "return on our principal". {GC 2256.023}

Therefore, Joan Sargent, County Treasurer of Waller County, Texas, who being fully sworn, upon oath says that the within and foregoing report is true and correct to the best of her knowledge.

Filing with accompanying vouchers this

12th day of October 2022

Page 1 General Operating Account Funds report of money received and disbursed

Page 2 Special Funds report of money received and disbursed

Page 3 Investment Portfolio by fund

Page 4 Long Term Debt

Attachment A Unpaid claims


Joan Sargent, CIO, CCT
Waller County Treasurer

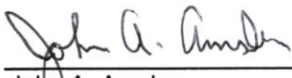
Commissioners' Court having reviewed the Treasurer's Report as presented, having taken reasonable steps to ensure its accuracy and based upon presentations of the Treasurer's Office approve the report, subject to the county auditor's review and request that it be filed with the official minutes of this meeting. {LGC 114.026(c)}


In addition, the below signatures affirm that the Treasurer's Report complies with statutes as referenced. {LGC 114.026(d)}


The affidavit must state the amount of the cash and other assets that are in the custody of the County Treasurer at the time of the examination.
\$524,039.95 Month Ending Balance


Commissioners' Court Approval:


Carbett "Trey" J. Dunon III
Waller County Judge



John A. Amsler
Commissioner, Precinct 1


Walter E. Smith
Commissioner, Precinct 2


Kendrick D. Jones
Commissioner, Precinct 3


Justin Beckendorf
Commissioner, Precinct 4

ATTEST:


Debbie Hollan, County Clerk

OCT 12 2022

Date

Monthly Report of Joan Sargent, Waller County Treasurer

SEPTEMBER 2022

General Operating Account

Fund	Beginning Balance	Total Received	Total Disbursed	Adjustments	Account Balances	TexPool Investments	TX Class Investments	Total Fund Balance
101 Voter Reg/Chapter 19	\$5,889.04	\$0.97	\$0.00	\$0.00	\$5,890.01	\$0.00	\$0.00	\$5,890.01
108 Elections	\$124,143.30	\$20.55	\$0.00	\$0.00	\$124,163.85	\$44,107.09	\$0.00	\$168,270.94
110 Road & Bridge	-\$1,331,964.56	\$156,451.06	\$822,985.97	\$114.99	-\$1,998,384.48	\$0.00	\$3,676,023.74	\$1,677,639.26
111 Law Library	\$45,845.12	\$4,383.31	\$0.00	\$0.00	\$50,228.43	\$122,053.51	\$0.00	\$172,281.94
112 Title IV Juv. Justice	\$14,521.05	\$2.40	\$0.00	\$0.00	\$14,523.45	\$75,144.88	\$0.00	\$89,668.33
113 DC Recs. Pres.	-\$181.13	\$248.56	\$0.00	\$0.00	\$67.43	\$54,953.00	\$0.00	\$55,020.43
114 County RMPF	\$42,607.20	\$4,108.14	\$0.00	\$0.00	\$46,715.34	\$28,257.51	\$0.00	\$74,972.85
115 CC Recs. Pres.	\$265,280.82	\$12,163.40	\$0.00	\$0.00	\$277,444.22	\$216,297.26	\$0.00	\$493,741.48
116 CC Preservation	\$6,499.28	\$152.10	\$0.00	\$0.00	\$6,651.38	\$21,783.76	\$0.00	\$28,435.14
117 Crthse. Security	\$23,285.98	\$5,527.79	\$1,080.00	\$0.00	\$27,733.77	\$134,928.35	\$0.00	\$162,662.12
118 Graffiti	\$0.00	\$0.00	\$0.00	\$0.00	\$0.00	\$634.56	\$0.00	\$634.56
119 JP Technology	\$2,472.51	\$1,345.71	\$1,614.84	\$0.00	\$2,203.38	\$125,048.48	\$0.00	\$127,251.86
120 DC/Child Abuse Prev	\$712.55	\$17.76	\$0.00	\$0.00	\$730.31	\$678.96	\$0.00	\$1,409.27
121 Family Protection	\$8,293.55	\$1.37	\$0.00	\$0.00	\$8,294.92	\$29,076.44	\$0.00	\$37,371.36
122 Guardianship	\$15,755.70	\$462.69	\$0.00	\$0.00	\$16,218.39	\$31,594.57	\$0.00	\$47,812.96
123 Justice Crt. Sec.	\$4,698.71	\$31.17	\$0.00	\$0.00	\$4,729.88	\$31,592.61	\$0.00	\$36,322.49
124 CC-Technology	\$1,871.98	\$53.49	\$0.00	\$0.00	\$1,925.47	\$5,106.36	\$0.00	\$7,031.83
125 General	\$12,118,915.62	\$523,096.70	\$2,202,445.22	\$6,599.88	\$10,446,166.98	\$0.00	\$34,946,190.50	\$45,392,357.48
126 DC-Technology	\$1,101.86	\$37.22	\$0.00	\$0.00	\$1,139.08	\$2,591.35	\$0.00	\$3,730.43
127 CC-RPD	\$8,980.18	\$1.49	\$0.00	\$0.00	\$8,981.67	\$25,498.98	\$0.00	\$34,480.65
128 DC-RPD	\$25,281.54	\$124.21	\$0.00	\$0.00	\$25,405.75	\$35,673.73	\$0.00	\$61,079.48
129 DA Pretrial Div. Fee	\$61,017.87	\$1,760.23	\$971.97	\$0.00	\$61,806.13	\$0.00	\$0.00	\$61,806.13
131 Juv. Case Manager	\$2,284.39	\$45.62	\$0.00	\$0.00	\$2,330.01	\$0.00	\$0.00	\$2,330.01
135 Court Facility	\$10,707.53	\$2,502.19	\$0.00	\$0.00	\$13,209.72	\$0.00	\$0.00	\$13,209.72
137 Justice Crt. Support	\$13,973.36	\$2,070.27	\$0.00	\$0.00	\$16,043.63	\$0.00	\$0.00	\$16,043.63
181 Available School	\$2,029.38	\$0.00	\$2,029.37	\$0.00	\$0.01	\$0.00	\$749,071.03	\$749,071.04
186 Ogg Trust	\$19,768.24	\$3.27	\$0.00	\$0.00	\$19,771.51	\$0.00	\$0.00	\$19,771.51
191 Narcotic Program	\$10.69	\$0.00	\$0.00	\$0.00	\$10.69	\$0.00	\$0.00	\$10.69
192 Federal Forfeiture	\$45,059.02	\$1,576.77	\$0.00	\$0.00	\$46,635.79	\$31,702.25	\$0.00	\$78,338.04
212 SCAAP-Federal Rev.	\$12,669.77	\$0.00	\$0.00	\$0.00	\$12,669.77	\$0.00	\$0.00	\$12,669.77
228 CJD-VOCA #4254701	-\$9,243.46	\$3,918.42	\$4,973.76	\$0.00	-\$10,298.80	\$0.00	\$0.00	-\$10,298.80
235 STEP COMP-00143	\$0.00	\$0.00	\$0.00	\$0.00	\$0.00	\$0.00	\$0.00	\$0.00
236 BJA Tech Enhancement	\$0.00	\$0.00	\$0.00	\$0.00	\$0.00	\$0.00	\$0.00	\$0.00
241 ARP Grant	\$9,077,748.63	\$0.00	\$122,385.50	\$0.00	\$8,955,363.13	\$0.00	\$0.00	\$8,955,363.13
242 HSGP OEM Grt #4318101	\$0.00	\$0.00	\$0.00	\$0.00	\$0.00	\$0.00	\$0.00	\$0.00
307 SAVNS Grant#1446517	-\$4,648.06	\$0.00	\$0.00	\$0.00	-\$4,648.06	\$0.00	\$0.00	-\$4,648.06
311 Formula Grant	-\$26,851.50	\$0.00	\$0.00	\$0.00	-\$26,851.50	\$0.00	\$0.00	-\$26,851.50
318 TJJD-A	\$8,072.73	\$0.00	\$15,568.27	\$0.00	-\$7,495.54	\$0.00	\$0.00	-\$7,495.54
319 CTIF Grant	\$0.00	\$0.00	\$0.00	\$0.00	\$0.00	\$0.00	\$0.00	\$0.00
412 Ctr for Tech & Life Grant	\$22,111.84	\$0.00	\$3,978.51	\$0.00	\$18,133.33	\$0.00	\$0.00	\$18,133.33
515 Debt Service	\$96,729.43	\$21,910.21	\$0.00	\$0.00	\$118,639.64	\$0.00	\$683,879.72	\$802,519.36
602 Tax Notes, Series 2020	\$5,131.12	\$0.85	\$0.00	\$0.00	\$5,131.97	\$0.00	\$1,122,201.16	\$1,127,333.13
603 Tax Notes, Series 2022	-\$445,282.01	\$0.00	\$0.00	\$0.00	-\$445,282.01	\$0.00	\$5,850,878.45	\$5,405,596.44
999 Payroll	\$431,225.53	\$1,912,465.10	\$1,925,938.25	-\$5,728.36	\$412,024.02	\$0.00	\$0.00	\$412,024.02
Totals	\$20,706,524.80	\$2,654,483.02	\$5,103,971.66	\$986.51	\$18,258,022.67	\$1,016,723.65	\$47,028,244.60	\$66,302,990.92
Plus Outstanding Checks					\$759,502.84			
Treasurer's Bank Balance					\$19,017,525.51			
PB Statement Balance					\$19,017,525.51			
Reconciled Bank Balance					\$19,017,525.51			

Monthly Report of Joan Sargent, Waller County Treasurer

SEPTEMBER 2022

Miscellaneous Accounts

188 Dismuke Estate	\$0.00	\$0.00	\$0.00	\$0.00	\$0.00	\$66,235.31	\$0.00	\$66,235.31
			Bank Statement Balance		\$0.00			
189 Hospital Trust	\$0.00	\$0.00	\$0.00	\$0.00	\$0.00	\$3,062.67	\$0.00	\$3,062.67
			Bank Statement Balance		\$0.00			
238 GLO Buyout/Acq Grant	\$10.64	\$0.00	\$0.00	\$0.00	\$10.64	\$0.00	\$0.00	\$10.64
			Add Outstanding Checks		\$0.00			
			Bank Statement Balance		\$10.64			
239 GLO Infrastructure Grant	\$231.46	\$0.04	\$0.00	\$0.00	\$231.50	\$0.00	\$0.00	\$231.50
			Add Outstanding Checks		\$0.00			
			Bank Statement Balance		\$231.50			
801 JP1 Report Acct	\$12,775.97	\$26,835.17	\$29,441.20	\$0.00	\$10,169.94	\$0.00	\$0.00	\$10,169.94
			Bank Statement Balance		\$10,169.94			
802 JP2 Report Acct	\$9,166.50	\$17,112.05	\$22,980.23	\$0.00	\$3,298.32	\$0.00	\$0.00	\$3,298.32
			Bank Statement Balance		\$3,298.32			
803 JP3 Report Acct	\$3,153.17	\$13,974.99	\$13,877.00	\$0.00	\$3,251.16	\$0.00	\$0.00	\$3,251.16
			Bank Statement Balance		\$3,251.16			
804 JP4 Report Acct	\$1,676.47	\$15,434.62	\$12,114.27	\$0.00	\$4,996.82	\$0.00	\$0.00	\$4,996.82
			Bank Statement Balance		\$4,996.82			
805 DC E-Filing	\$7,433.71	\$15,685.15	\$22,514.40	\$0.00	\$604.46	\$0.00	\$0.00	\$604.46
			Bank Statement Balance		\$604.46			
807 CC Recording Fee	\$4,127.06	\$38,539.71	\$33,856.00	\$0.00	\$8,810.77	\$0.00	\$0.00	\$8,810.77
			Bank Statement Balance		\$8,810.77			
808 CC Credit Card	\$1,567.54	\$9,182.15	\$9,776.00	\$0.00	\$973.69	\$0.00	\$0.00	\$973.69
			Bank Statement Balance		\$973.69			
810 CC E-Filing	\$4,770.71	\$5,878.48	\$7,366.00	\$0.00	\$3,283.19	\$0.00	\$0.00	\$3,283.19
			Bank Statement Balance		\$3,283.19			
811 DC Credit Card	\$961.40	\$5,865.37	\$6,727.40	\$0.00	\$99.37	\$0.00	\$0.00	\$99.37
			Bank Statement Balance		\$99.37			
812 R&B Credit Card	\$7,820.67	\$33,214.77	\$37,471.25	\$0.00	\$3,564.19	\$0.00	\$0.00	\$3,564.19
			Bank Statement Balance		\$3,564.19			
814 FM Credit Card	\$2,891.48	\$6,258.37	\$7,173.00	\$0.00	\$1,976.85	\$0.00	\$0.00	\$1,976.85
			Bank Statement Balance		\$1,976.85			
815 Environmental Cr Card	\$4,566.39	\$9,840.70	\$12,960.00	\$0.00	\$1,447.09	\$0.00	\$0.00	\$1,447.09
			Bank Statement Balance		\$1,447.09			
816 JP1 Efile	\$990.44	\$447.18	\$972.00	\$0.00	\$465.62	\$0.00	\$0.00	\$465.62
			Bank Statement Balance		\$465.62			
817 JP2 Efile	\$363.16	\$165.01	\$528.00	\$0.00	\$0.17	\$0.00	\$0.00	\$0.17
			Bank Statement Balance		\$0.17			
818 JP3 Efile	\$362.52	\$165.06	\$165.00	\$0.00	\$362.58	\$0.00	\$0.00	\$362.58
			Bank Statement Balance		\$362.58			
819 JP4 Efile	\$1.29	\$798.02	\$645.00	\$0.00	\$154.31	\$0.00	\$0.00	\$154.31
			Bank Statement Balance		\$154.31			
820 Treasurer Credit Card	\$95.61	\$2,214.56	\$2,008.02	\$0.00	\$302.15	\$0.00	\$0.00	\$302.15
			Bank Statement Balance		\$302.15			

**WALLER COUNTY
INVESTMENT PORTFOLIO FOR MONTH ENDING
SEPTEMBER 2022**

ACTIVITY

FINANCIAL INSTRUMENT AND INVESTED FUND	PURCHASE PRICE	MTD YIELD	BEGINNING BALANCE	TRANSFERS	MTD INTEREST	ENDING BALANCE
TEXAS CLASS INVESTMENTS						
125-General	\$34,869,330.88	2.6788%	\$34,869,330.88	\$0.00	\$76,859.62	\$34,946,190.50
110-R&B	\$3,667,938.81	2.6788%	\$3,667,938.81	\$0.00	\$8,084.93	\$3,676,023.74
515-Debt Service	\$682,375.60	2.6788%	\$682,375.60	\$0.00	\$1,504.12	\$683,879.72
181-Permanent School	\$747,423.56	2.6788%	\$747,423.56	\$0.00	\$1,647.47	\$749,071.03
602-Tax Notes, Series 2020	\$1,131,970.82	2.6788%	\$1,119,733.02	\$0.00	\$2,468.14	\$1,122,201.16
603-Tax Notes, Series 2022	\$6,417,088.54	2.6788%	\$5,838,010.19	\$0.00	\$12,868.26	\$5,850,878.45
TEXPOOL INVESTMENTS						
108-Elections	\$44,019.79	2.4126%	\$44,019.79	\$0.00	\$87.30	\$44,107.09
111-Law Library	\$121,811.93	2.4126%	\$121,811.93	\$0.00	\$241.58	\$122,053.51
112-Title IV Juvenile Justice	\$74,996.13	2.4126%	\$74,996.13	\$0.00	\$148.75	\$75,144.88
113-RPF District Clerk	\$54,844.21	2.4126%	\$54,844.21	\$0.00	\$108.79	\$54,953.00
114-County RMPF	\$28,201.55	2.4126%	\$28,201.55	\$0.00	\$55.96	\$28,257.51
115-RPF County Clerk	\$215,869.21	2.4126%	\$215,869.21	\$0.00	\$428.05	\$216,297.26
116-CC Preservation	\$21,740.65	2.4126%	\$21,740.65	\$0.00	\$43.11	\$21,783.76
117-Courthouse Security	\$134,661.34	2.4126%	\$134,661.34	\$0.00	\$267.01	\$134,928.35
118-Graffiti	\$633.28	2.4126%	\$633.28	\$0.00	\$1.28	\$634.56
119-JP Technology	\$124,801.01	2.4126%	\$124,801.01	\$0.00	\$247.47	\$125,048.48
120-DC Child Abuse Prev.	\$677.67	2.4126%	\$677.67	\$0.00	\$1.29	\$678.96
121-Family Protect Fee	\$29,018.88	2.4126%	\$29,018.88	\$0.00	\$57.56	\$29,076.44
122-Guardianship	\$31,532.03	2.4126%	\$31,532.03	\$0.00	\$62.54	\$31,594.57
123-Justice Court Security	\$31,530.07	2.4126%	\$31,530.07	\$0.00	\$62.54	\$31,592.61
124-CC Technology	\$5,096.27	2.4126%	\$5,096.27	\$0.00	\$10.09	\$5,106.36
126-DC Technology	\$2,586.21	2.4126%	\$2,586.21	\$0.00	\$5.14	\$2,591.35
127-CC RP Digitizing	\$25,448.51	2.4126%	\$25,448.51	\$0.00	\$50.47	\$25,498.98
128-DC RP Digitizing	\$35,603.12	2.4126%	\$35,603.12	\$0.00	\$70.61	\$35,673.73
192-Federal Forfeiture	\$31,639.48	2.4126%	\$31,639.48	\$0.00	\$62.77	\$31,702.25
188-Dismuke	\$66,104.18	2.4126%	\$66,104.18	\$0.00	\$131.13	\$66,235.31
189-Hospital	\$3,056.55	2.4126%	\$3,056.55	\$0.00	\$6.12	\$3,062.67
TOTALS	\$48,600,000.28		\$48,008,684.13	\$0.00	\$105,582.10	\$48,114,266.23

STATISTICS

1. THIS PORTFOLIO IS IN COMPLIANCE WITH THE WALLER COUNTY INVESTMENT POLICY AND APPLICABLE LAW.
2. CURRENT INVESTMENTS ARE AVAILABLE SAME OR NEXT DAY TO MAXIMIZE OPERATING FUNDS.
3. AS A COMPARATIVE BENCHMARK THE AVERAGE 90 DAY T-BILL RATE THIS MONTH: 3.13%
4. THE TOTAL AMOUNT OF INVESTED DOLLARS FOR MONTH END: \$48,114,266.23
5. PROSPERITY BANK PLEDGED COLLATERAL MARKET VALUE: \$81,478,882.91
THIS AMOUNT WAS ADEQUATE TO SECURE ALL DEPOSITS AT PROSPERITY BANK.
6. TexPool Rated: AAAm by Standard & Poor's.
7. Texas CLASS Rated: AAAm by Standard & Poor's.
8. THIS REPORT IS PROVIDED ON A MONTHLY BASIS EXCEEDING THE PUBLIC FUNDS INVESTMENT ACT AND WALLER COUNTY INVESTMENT POLICY REQUIREMENTS TO KEEP THE COMMISSIONERS' COURT FULLY INFORMED.

WALLER COUNTY, TEXAS

Summary of Debt

As of December 31, 2021

Prepared by Alan Younts, Waller County Auditor

Total Capital Leases

Year	Principal	Interest
2022	\$79,176.73	\$3,320.68
2023	\$0.00	\$0.00
2024	\$0.00	\$0.00
2025	\$0.00	\$0.00
2026	\$0.00	\$0.00
2027-2031	\$0.00	\$0.00
2032-2036	\$0.00	\$0.00
2037-2038	\$0.00	\$0.00
	\$79,176.73	\$3,320.68

Total Bonds

Year	Principal	Interest
2022	\$2,755,000.00	\$1,334,723.36
2023	\$2,742,000.00	\$1,245,875.56
2024	\$2,825,000.00	\$1,156,313.26
2025	\$2,350,000.00	\$1,069,897.26
2026	\$2,435,000.00	\$986,532.26
2027-2031	\$10,550,000.00	\$3,657,835.30
2032-2036	\$11,610,000.00	\$1,860,528.17
2037-2038	\$5,210,000.00	\$180,475.00
	\$40,477,000.00	\$11,492,180.17

Treasurer's Record of Unpaid Claims		As of 9/30/22	
Vendors	Date Registered	Reg #	Amount Registered
TEXAS STATE UNIVERSITY	02/10/21	85906	\$ 50.00
LANDSOWNE-MOODY	04/08/21	87179	\$ 81.71
A T & T MOBILITY	06/08/21	88460	\$ 2,073.54
RED OAK RANCH	07/26/21	89450	\$ 70.00
WALLER COUNTY TAX OFFICE	10/19/21	91198	\$ 15.00
BUCKEYE	12/15/21	92533	\$ 682.01
GOODE, ROLFE	12/21/21	92666	\$ 2,150.00
NAPA	12/29/21	92750	\$ 93.82
JEFFERSON COUNTY CLERK	02/01/22	93428	\$ 457.00
TYLER TECHNOLOGIES	02/15/22	93849	\$ 53,426.36
LA ROCHE	03/07/22	94265	\$ 235.00
TYLER TECHNOLOGIES	05/16/22	96020	\$ 53,426.36
TAPEIT	06/14/22	96742	\$ 350.00
ICS	06/16/22	96798	\$ 8,995.50
AT&T	06/22/22	96866	\$ 1,616.94
METRO FIRE APPARATUS SPECIALISTS	06/29/22	96999	\$ 1,964.00
JB, LTD.	07/18/22	97373	\$ 7,680.64
LJA ENGINEERING	07/19/22	97428	\$ 50.00
AT&T	07/20/22	97488	\$ 1,695.40
O'BRIEN COUNSELING SERVICES	07/25/22	97544	\$ 2,500.00
ADVANCED UTILITY LOCATING SERVICES	07/25/22	97551	\$ 212.50
TEXAS A&M AGRILIFE EXTENSION	07/25/22	97541	\$ 50.00
HOMETOWN HARDWARE	07/26/22	97569	\$ 33.98
TYLER TECHNOLOGIES	07/26/22	97562	\$ 53,426.36
HOMETOWN HARDWARE	07/27/22	97580	\$ 6.99
LANDSOWNE-MOODY	08/01/22	97632	\$ 151,541.66
HALFF	08/04/22	97746	\$ 412.62
HOMETOWN HARDWARE	08/04/22	97739	\$ 21.99
MOTOROLA SOLUTIONS	08/09/22	97843	\$ 19,020.00
ASCO EQUIPMENT	08/11/22	97979	\$ (1,725.76)
UTILITY TRAILER SALES	08/11/22	97981	\$ (4,108.80)
BIG TEX-TRUCKFITTERS	08/16/22	98064	\$ 18,658.50
PETROLEUM TRADERS	08/16/22	98053	\$ 19,860.53
AMERICAN PATRIOT INDUSTRIES	08/16/22	98074	\$ 1,797.44
CLEVELAND ASPHALT PRODUCTS	08/22/22	98147	\$ 13,877.38
HARDY, CHARLESTON	08/22/22	98133	\$ 165.94
BUCKEYE CLEANING CENTER	08/29/22	98321	\$ 395.70
HOMETOWN HARDWARE	08/29/22	98240	\$ 22.99
MAGNOLIA FUNERAL HOME	08/29/22	98286	\$ 1,295.00
MARRIOTT MYRTLE BEACH RESORT	08/29/22	98273	\$ 655.40
MARRIOTT MYRTLE BEACH RESORT	08/29/22	98274	\$ 655.40
MARRIOTT MYRTLE BEACH RESORT	08/29/22	98275	\$ 655.40
ODP BUSINESS SOLUTIONS	08/29/22	98294	\$ 726.72
WALLER COUNTY CHILD WELFARE	08/29/22	98317	\$ 140.00
DELL THECHNOLOGIES	08/30/22	98340	\$ 522.41
HERRMANN INTERNATIONAL	08/30/22	98361	\$ (94.69)
INDOFF INCORPORATED	09/01/22	98392	\$ 322.45
KATY TIMES	09/01/22	98387	\$ 91.88
KATY TIMES	09/01/22	98388	\$ 1,163.75
KATY TIMES	09/01/22	98389	\$ 91.88
KATY TIMES	09/01/22	98390	\$ 128.63
KATY TIMES	09/01/22	98391	\$ 456.75

Treasurer's Record of Unpaid Claims		As of 9/30/22	
Vendors	Date Registered	Reg #	Amount Registered
AT&T	09/07/22	98517	\$ 1,672.56
CIVIL TECH	09/07/22	98524	\$ 9,342.00
HARRIS COUNTY ACCOUNTS RECEIVABLE	09/07/22	98536	\$ 2,887.00
AMERICAN PATRIOT INDUSTRIES	09/07/22	98455	\$ 2,389.23
AMERICAN PATRIOT INDUSTRIES	09/07/22	98456	\$ 2,305.17
BROOKSHIRE HARDWARE	09/07/22	98513	\$ 43.96
HALFF	09/07/22	98466	\$ 12,173.75
HP INC.	09/07/22	98515	\$ 2,335.98
INDOFF INCORPORATED	09/07/22	98530	\$ 56.52
ODP BUSINESS SOLUTIONS	09/07/22	98472	\$ 88.49
ODP BUSINESS SOLUTIONS	09/07/22	98473	\$ 55.98
QUADIENT	09/07/22	98494	\$ 74.13
HEISE TRUCKING	09/09/22	98575	\$ 64,434.52
HEISE TRUCKING	09/09/22	98576	\$ 28,452.48
HEISE TRUCKING	09/09/22	98577	\$ 22,473.26
MAGNOLIA FUNERAL HOME	09/09/22	98566	\$ 1,295.00
DELL TECHNOLOGIES	09/09/22	98570	\$ 659.97
PEGASUS SCHOOLS	09/09/22	98562	\$ 5,031.30
CARBIDE TOOLING INDUSTRIAL SUPPLY	09/12/22	98643	\$ 54.17
CITI BANK	09/12/22	98620	\$ 1,236.43
ODP BUSINESS SOLUTIONS	09/12/22	98681	\$ 187.99
ODP BUSINESS SOLUTIONS	09/12/22	98685	\$ 104.99
ODP BUSINESS SOLUTIONS	09/12/22	98686	\$ 44.18
ODP BUSINESS SOLUTIONS	09/12/22	98687	\$ 36.19
ODP BUSINESS SOLUTIONS	09/12/22	98688	\$ 18.49
XEROX	09/12/22	98653	\$ 321.48
XEROX	09/12/22	98661	\$ 287.97
EDMINISTER HINSHAW RUSS & ASSOC DBA EHRA	09/12/22	98616	\$ 21,200.00
HOMETOWN HARDWARE	09/12/22	98633	\$ 105.33
KATY TIMES	09/12/22	98617	\$ 91.88
KATY TIMES	09/12/22	98618	\$ 91.88
KIMBALL MIDWEST	09/12/22	98639	\$ 1,410.77
QUIDDITY	09/12/22	98632	\$ 4,905.00
THE HOME DEPOT	09/12/22	98647	\$ 31.41
DIGG COMMERCIAL	09/13/22	98719	\$ 12,897.47
SUPERIOR GROUTING SERVICES	09/13/22	98713	\$ 14,210.00
CIVIL TECH	09/13/22	98717	\$ 12,456.00
EDMINISTER HINSHAW RUSS & ASSOC DBA EHRA	09/13/22	98706	\$ 72,398.75
EDMINISTER HINSHAW RUSS & ASSOC DBA EHRA	09/13/22	98728	\$ 2,720.00
HALFF	09/13/22	98715	\$ 15,338.45
FORT BEND SENIORS MEALS ON WHEELS	09/15/22	98765	\$ 40,000.00
MAGNOLIA FUNERAL HOME	09/15/22	98745	\$ 1,295.00
AMERICAN PATRIOT INDUSTRIES	09/15/22	98751	\$ 2,389.23
HOMETOWN HARDWARE	09/15/22	98732	\$ 47.14
HOMETOWN HARDWARE	09/15/22	98743	\$ 14.99
HOMETOWN HARDWARE	09/15/22	98746	\$ 1.20
MUSTANG CAT	09/15/22	98741	\$ 7.62
STEVENSON ENTERPRISES	09/15/22	98750	\$ 361.74
IVM SOLUTIONS	09/19/22	98793	\$ 23,475.00
MAGNOLIA FUNERAL HOME	09/19/22	98811	\$ 1,295.00
NAPA	09/19/22	98771	\$ 22.58
ODP BUSINESS SOLUTIONS	09/19/22	98812	\$ 32.11

Treasurer's Record of Unpaid Claims		As of 9/30/22	
Vendors	Date Registered	Reg #	Amount Registered
QUILL	09/19/22	98794	\$ 21.07
QUILL	09/19/22	98795	\$ 7.17
QUILL	09/19/22	98796	\$ 34.03
ROMCO EQUIPMENT CO.	09/19/22	98793	\$ 770.96
XPERNET SERVICES	09/19/22	98814	\$ 7,617.00
AMBASSADOR SERVICES	09/19/22	98816	\$ 1,771.58
CLEVELAND ASPHALT PRODUCTS	09/19/22	98802	\$ 2,007.25
HOMETOWN HARDWARE	09/19/22	98798	\$ 15.95
HOMETOWN HARDWARE	09/19/22	98815	\$ 30.48
HOMETOWN HARDWARE	09/19/22	98817	\$ 14.49
INDOFF	09/19/22	98781	\$ 379.02
TEXAS MATERIAL GROUP	09/19/22	98784	\$ 606,387.42
ANGELO, VALELRIE	09/20/22	98826	\$ 124.13
AT&T	09/20/22	98846	\$ 94.99
CANON	09/20/22	98852	\$ 418.00
HP INC	09/20/22	98848	\$ 427.91
LJA ENGINEERING	09/20/22	98844	\$ 100.00
TYLER TECHNOLOGIES	09/20/22	98847	\$ 1,568.64
WALLER COUNTY PAINT & BODY	09/20/22	98855	\$ 1,700.00
DARRYL JOHNSON, PH D PSYCHOLOGIST	09/20/22	98819	\$ 200.00
DARRYL JOHNSON, PH D PSYCHOLOGIST	09/20/22	98820	\$ 200.00
DARRYL JOHNSON, PH D PSYCHOLOGIST	09/20/22	98821	\$ 200.00
HD SUPPLY	09/20/22	98827	\$ 1,595.50
JOHNSTONE SUPPLY	09/20/22	98828	\$ 436.56
LJA ENGINEERING	09/20/22	98845	\$ 50.00
PATTISON WATER SUPPLY CORP	09/20/22	98829	\$ 80.00
QUADIENT	09/20/22	98843	\$ 77.52
QUILL	09/20/22	98854	\$ 1,200.50
BUCKEYE CLEANING CENTER	09/22/22	98868	\$ 404.37
CORRECTIONAL BEHAVIORAL HEALTH	09/22/22	98867	\$ 2,050.00
DISTRICT 9 TCAAA	09/22/22	98893	\$ 100.00
GOVERNMENT FORMS & SUPPLIES	09/22/22	98884	\$ 500.11
GRAINGER	09/22/22	98908	\$ 50.30
GRAINGER	09/22/22	98909	\$ 388.00
GREAT SOUTHERN STABILIZED	09/22/22	98906	\$ 464.91
HERRMANN INTERNATIONAL	09/22/22	98905	\$ 200.44
HOMETOWN HARDWARE	09/22/22	98877	\$ 14.99
HOMETOWN HARDWARE	09/22/22	98885	\$ 14.18
MAGNOLIA FUNERAL HOME	09/22/22	98892	\$ 1,295.00
MARTINEZ, CRYSTAL	09/22/22	98886	\$ 100.00
MCINTOSH, SHANTOL	09/22/22	98887	\$ 100.00
MOELLER, CANDACE	09/22/22	98879	\$ 138.75
NAPA	09/22/22	98903	\$ 130.15
NAPA	09/22/22	98904	\$ 15.99
O'REILLY	09/22/22	98907	\$ 41.97
PITNEY POWES	09/22/22	98873	\$ 156.75
PROSPERITY BANK	09/22/22	98871	\$ 40.74
QUILL	09/22/22	98866	\$ 130.93
ROLLINS, SHAVONNE	09/22/22	98888	\$ 100.00
SBEC	09/22/22	98901	\$ 405.33
STAPLES	09/22/22	98875	\$ 161.24
VICTORY SUPPLY	09/22/22	98865	\$ 357.12

Treasurer's Record of Unpaid Claims		As of 9/30/22	
Vendors	Date Registered	Reg #	Amount Registered
VULCAN MATERIALS COMPANY	09/22/22	98876	\$ 36,784.21
BELFOR PROPERTY RESTORATION	09/22/22	98889	\$ 8,750.00
DELL	09/22/22	98880	\$ 129.49
DOGGETT	09/22/22	98890	\$ 184,500.00
EDMINSTER HINSHAW RUSS & ASSOC DBA EHRA	09/22/22	98878	\$ 757.50
ENGEDI PEST CONTROL	09/22/22	98899	\$ 125.00
ENGEDI PEST CONTROL	09/22/22	98900	\$ 75.00
ERNEST T. FREEMAN	09/22/22	98891	\$ 2.00
GRANT WORKS	09/22/22	98902	\$ 11,734.80
GULF COAST	09/22/22	98898	\$ 170,640.52
HARRIS COUNTY ACCOUNTS RECEIVABLE	09/22/22	98874	\$ 4,183.00
HOMETOWN HARDWARE	09/22/22	98882	\$ 19.99
HOMETOWN HARDWARE	09/22/22	98894	\$ 23.98
HOMETOWN HARDWARE	09/22/22	98910	\$ 20.58
INDOFF INCORPORATED	09/22/22	98895	\$ 220.65
JENNIFER SPEARS	09/22/22	98870	\$ 405.00
KIMBALL MIDWEST	09/22/22	98872	\$ 37.08
QUIDDITY	09/22/22	98896	\$ 38,958.70
QUIDDITY	09/22/22	98897	\$ 1,091.50
QUILL	09/22/22	98883	\$ 151.88
TEXAS A&M AGRILIFE EXTENSION SERVICE	09/22/22	98881	\$ 50.00
THE LODGE AT GULF STATE PARK	09/22/22	98869	\$ 632.80
BIBLIONIX	09/26/22	98926	\$ 3,125.00
C&G WHOLESALE	09/26/22	98921	\$ 1,290.00
C&G WHOLESALE	09/26/22	98922	\$ 192.54
C&G WHOLESALE	09/26/22	98923	\$ 1,930.80
C&G WHOLESALE	09/26/22	98924	\$ 208.98
CHARLES KARISCH	09/26/22	98957	\$ 495.00
EDUARDO ZAVALA COURT QUALIFIED REPORTER	09/26/22	98912	\$ 360.00
EDUARDO ZAVALA COURT QUALIFIED REPORTER	09/26/22	98913	\$ 360.00
EDUARDO ZAVALA COURT QUALIFIED REPORTER	09/26/22	98914	\$ 1,440.00
EDUARDO ZAVALA COURT QUALIFIED REPORTER	09/26/22	98915	\$ 360.00
EDUARDO ZAVALA COURT QUALIFIED REPORTER	09/26/22	98916	\$ 360.00
EDUARDO ZAVALA COURT QUALIFIED REPORTER	09/26/22	98917	\$ 720.00
HENRY G. STEEN, JR.	09/26/22	98928	\$ 315.00
HENRY G. STEEN, JR.	09/26/22	98929	\$ 965.00
HENRY G. STEEN, JR.	09/26/22	98936	\$ 485.00
KATY PRINTERS	09/26/22	98918	\$ 251.40
LINEBARGER, GOGGAN, BLAIR, & SAMPSON	09/26/22	98933	\$ 1,650.00
MCKERLEY, CARRIE	09/26/22	98958	\$ 1,835.00
OWEN RALSTON JR.	09/26/22	98931	\$ 2,185.00
PERDUE, BRANDON, FIELDER, COLLINS & MOTT	09/26/22	98927	\$ 3,225.00
PERDUE, BRANDON, FIELDER, COLLINS & MOTT	09/26/22	98930	\$ 1,300.00
PERDUE, BRANDON, FIELDER, COLLINS & MOTT	09/26/22	98934	\$ 2,830.00
PERDUE, BRANDON, FIELDER, COLLINS & MOTT	09/26/22	98935	\$ 2,435.00
SAFETY-KLEEN SYSTEMS	09/26/22	98946	\$ 319.45
SEDALCO CONTRUCTION SERVICES	09/26/22	98940	\$ 81,757.89
SEDALCO CONTRUCTION SERVICES	09/26/22	98941	\$ 144,289.18
SEDALCO CONTRUCTION SERVICES	09/26/22	98942	\$ 34,869.74
VICTORY SUPPLY	09/26/22	98920	\$ 103.44
VULCAN MATERIALS COMPANY	09/26/22	98947	\$ 96,464.19
WILEY, ROBYN	09/26/22	98925	\$ 74.13

Treasurer's Record of Unpaid Claims		As of 9/30/22	
Vendors	Date Registered	Reg #	Amount Registered
XEROX	09/26/22	98919	\$ 95.11
HOMETOWN HARDWARE	09/26/22	98943	\$ 6.99
HOMETOWN HARDWARE	09/26/22	98944	\$ 29.99
JOHNSTONE SUPPLY	09/26/22	98938	\$ 153.06
JOHNSTONE SUPPLY	09/26/22	98939	\$ (193.28)
LINEBARGER,GOGGAN,BLAIR,&SAMPSON	09/26/22	98932	\$ 2,380.00
LOWE'S	09/26/22	98945	\$ 374.12
TELOMACK CABLING SOLUTIONS	09/26/22	98956	\$ 803.00
UNITED SITE SERVICES OF TEXAS	09/26/22	98937	\$ 4,483.50
AT&T	09/27/22	98964	\$ 42.04
CONSOLIDATED COMMUNICATIONS	09/27/22	98965	\$ 148.13
CONSOLIDATED COMMUNICATIONS	09/27/22	98966	\$ 57.65
HOUSTON COPIER CONNECTION	09/27/22	98986	\$ 72.89
KRENEK, TED	09/27/22	98987	\$ 626.70
LINEBARGER,GOGGAN,BLAIR & SAMPSON	09/27/22	98973	\$ 600.00
ODP BUSINESS SOLUTIONS	09/27/22	98970	\$ 140.99
ODP BUSINESS SOLUTIONS	09/27/22	98971	\$ 15.87
OWEN RALSTON, JR.	09/27/22	98974	\$ 640.00
PITNEY BOWES	09/27/22	98991	\$ 141.00
PITNEY BOWES	09/27/22	98992	\$ 141.00
PITNEY BOWES	09/27/22	98993	\$ 141.00
PITNEY BOWES	09/27/22	98995	\$ 513.59
PITNEY BOWES	09/27/22	98996	\$ 156.75
QUADIENT	09/27/22	98985	\$ 287.99
QUILL	09/27/22	98981	\$ 106.20
QUILL	09/27/22	98982	\$ 44.64
QUILL	09/27/22	98983	\$ 237.40
QUILL	09/27/22	98984	\$ 83.39
RICOH	09/27/22	98990	\$ 234.46
STEINHAUSER'S HEMPSTEAD	09/27/22	98977	\$ 44.99
STEINHAUSER'S HEMPSTEAD	09/27/22	98978	\$ 44.99
TRINITY SERVICES GROUP	09/27/22	98980	\$ 4,211.30
VICTORY SUPPLY	09/27/22	98979	\$ 171.00
WOOLLEY, JAMES R.	09/27/22	98989	\$ 50.00
CLEVELAND ASPHALT PRODUCTS	09/27/22	98961	\$ 14,282.10
CLEVELAND ASPHALT PRODUCTS	09/27/22	98962	\$ 18,694.34
ENGEDI PEST CONTROL	09/27/22	98959	\$ 110.00
ENGEDI PEST CONTROL	09/27/22	98960	\$ 75.00
HOMETOWN HARDWARE	09/27/22	98975	\$ 13.18
HOMETOWN HARDWARE	09/27/22	98988	\$ 72.55
INNOVATIVE COMMUNICATION SYSTEMS	09/27/22	98997	\$ 510.00
MUSTANG CAT	09/27/22	98963	\$ 563.54
ODP BUSINESS SOLUTIONS	09/27/22	98967	\$ 240.00
ODP BUSINESS SOLUTIONS	09/27/22	98968	\$ 100.27
ODP BUSINESS SOLUTIONS	09/27/22	98969	\$ 17.45
PITNEY BOWES	09/27/22	98994	\$ 156.75
UNION PACIFIC RAILROAD COMPANY	09/27/22	98972	\$ 3,726.50
WALLER COUNTY ECONOMIC DEV.	09/27/22	98976	\$ 37,500.00
ALSCO	09/28/22	99013	\$ 56.07
ASCO	09/28/22	99016	\$ 703.64
AT&T	09/28/22	99004	\$ 80.00
BECKWORTH, BENJAMIN	09/28/22	99038	\$ 360.00

Treasurer's Record of Unpaid Claims		As of 9/30/22	
Vendors	Date Registered	Reg #	Amount Registered
BECKWORTH, BENJAMIN	09/28/22	99039	\$ 1,020.00
BECKWORTH, BENJAMIN	09/28/22	99040	\$ 225.00
BECKWORTH, BENJAMIN	09/28/22	99041	\$ 195.00
BUCKEYE CLEANING CENTER	09/28/22	99012	\$ 58.95
C&G WHOLESALE	09/28/22	99011	\$ 781.98
CAPITAL ONE	09/28/22	99005	\$ 1,351.17
DEAN HENSLEY	09/28/22	99026	\$ 165.00
DIANA DUNCAN	09/28/22	99007	\$ 42.50
DIANA DUNCAN	09/28/22	99008	\$ 25.35
DIGG COMMERCIAL	09/28/22	99023	\$ 22,557.65
EMBASSY SUITES BY HILTON SAN MARCOS	09/28/22	99024	\$ 889.55
GARY W. CHANEY	09/28/22	99000	\$ 68.03
HARLE, JOHN B.	09/28/22	99037	\$ 300.00
HARRIS COUNTY ACCOUNTS RECEIVABLE	09/28/22	99032	\$ 3,067.00
HOMETOWN HARDWARE	09/28/22	99003	\$ 25.97
JMHP	09/28/22	99022	\$ 1,900.00
KYLE OFFICE PRODUCTS	09/28/22	99044	\$ 328.39
MAGNOLIA FUNERAL HOME	09/28/22	99042	\$ 1,295.00
NAPA	09/28/22	98998	\$ 285.75
NAPA	09/28/22	98999	\$ 18.06
O'REILLY	09/28/22	99017	\$ 10.28
O'REILLY	09/28/22	99018	\$ 731.91
O'REILLY	09/28/22	99019	\$ 40.56
O'REILLY	09/28/22	99020	\$ 17.20
O'REILLY	09/28/22	99021	\$ 38.28
PERDUE,BRANDON,FIEDLER,COLLINS & MOTT	09/28/22	99036	\$ 1,375.00
QUILL	09/28/22	99014	\$ 18.94
ROMCO EQUIPMENT CO.	09/28/22	99015	\$ 1,566.79
RUGGED DEPOT	09/28/22	99009	\$ 64,077.76
SHEILA MUNDY	09/28/22	99001	\$ 201.63
SHEILA MUNDY	09/28/22	99002	\$ 11.63
TEXAS COMMISSION ON ENVIROMENTAL QUALITY	09/28/22	99043	\$ 1,080.00
TEXAS FIRE MARSHAL ASSOCIATION	09/28/22	99025	\$ 300.00
THIN LINE UPFITTERS	09/28/22	99010	\$ 400.00
WALLER COUNTY CSCD	09/28/22	99006	\$ 286.00
WAUKESHA-PEARCE INDUSTRIES	09/28/22	99027	\$ 410.00
WAUKESHA-PEARCE INDUSTRIES	09/28/22	99028	\$ 410.00
WAUKESHA-PEARCE INDUSTRIES	09/28/22	99029	\$ 410.00
WAUKESHA-PEARCE INDUSTRIES	09/28/22	99030	\$ 410.00
WAUKESHA-PEARCE INDUSTRIES	09/28/22	99031	\$ 410.00
WEBSTER, CHARLAYNE	09/28/22	99033	\$ 100.00
XEROX FINANCIAL SERVICES	09/28/22	99034	\$ 872.13
XEROX FINANCIAL SERVICES	09/28/22	99035	\$ 22.58
TOTAL UNPAID			\$ 2,485,486.77