

Monthly Report of Joan Sargent, Waller County Treasurer
JUNE 2021



THE STATE OF TEXAS
COUNTY OF WALLER

AFFIDAVIT

Pursuant to LGC 114.026, I, Joan Sargent, Waller County Treasurer do hereby submit The Treasurer's Monthly Report. This report includes, but is not limited to, money received and disbursed, debts due to and owed by the County, and other financial proceedings in the Treasurer's Office. The Treasurer's Books agree with the Auditor's General Ledger and the Bank Statements have been reconciled.

All investments are in compliance with both the Public Funds Investment Act and the Waller County Investment Policy. The investment strategy is passive, which maintains a liquid cash flow and safety of the investment as priorities. As your Treasurer, I keep a watchful eye to ensure that the "return of our principal" takes precedent over the "return on our principal". {GC 2256.023}

Therefore, Joan Sargent, County Treasurer of Waller County, Texas, who being fully sworn, upon oath says that the within and foregoing report is true and correct to the best of her knowledge.

Filing with accompanying vouchers this

14th day of July, 2021

Page 1 General Operating Account Funds report of money received and disbursed

Page 2 Special Funds report of money received and disbursed

Page 3 Investment Portfolio by fund

Page 4 Long Term Debt

Attachment A Unpaid claims



Joan Sargent, CIO, CCT
Waller County Treasurer

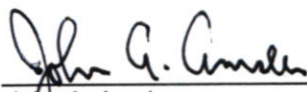
Commissioners' Court having reviewed the Treasurer's Report as presented, having taken reasonable steps to ensure its accuracy and based upon presentations of the Treasurer's Office approve the report, subject to the county auditor's review and request that it be filed with the official minutes of this meeting. {LGC 114.026(c)}

In addition, the below signatures affirm that the Treasurer's Report complies with statutes as referenced. {LGC 114.026(d)}


The affidavit must state the amount of the cash and other assets that are in the custody of the County Treasurer at the time of the examination.
{LGC 114.026(d)} \$458,570.09 Month Ending Balance


Commissioners' Court Approval:



Carbett "Trey" J. Duhon III
Waller County Judge


John A. Amsler
Commissioner, Precinct 1


Absent


Kendric D. Jones
Commissioner, Precinct 3


Walter E. Smith
Commissioner, Precinct 2


Justin Beckendorf
Commissioner, Precinct 4

ATTEST:


Debbie Hollan, County Clerk

JUL 14, 2021

Date

Monthly Report of Joan Sargent, Waller County Treasurer

JUNE 2021

General Operating Account

Fund	Beginning Balance	Total Received	Total Disbursed	Adjustments	Account Balances	TexPool Investments	TX Class Investments	Total Fund Balance
101 Voter Reg/Chapter 19	\$5,853.45	\$9.40	\$0.00	\$0.00	\$5,862.85	\$0.00	\$0.00	\$5,862.85
108 Elections	\$93,004.95	\$10,369.87	\$39,945.21	\$0.00	\$63,429.61	\$43,796.46	\$0.00	\$107,226.07
110 Road & Bridge	\$4,971,915.19	\$181,422.82	\$830,426.89	-\$285,978.50	\$4,036,932.62	\$0.00	\$0.00	\$4,036,932.62
111 Law Library	\$17,255.60	\$1,391.01	\$0.00	\$0.00	\$18,646.61	\$121,193.46	\$0.00	\$139,840.07
112 Title IV Juv. Justice	\$21,743.81	\$32.97	\$1,220.12	\$0.00	\$20,556.66	\$104,614.00	\$0.00	\$125,170.66
113 DC Recs. Pres.	\$15,053.39	\$596.65	\$0.00	-\$20.00	\$15,630.04	\$54,565.59	\$0.00	\$70,195.63
114 County RMPF	\$20,548.81	\$819.15	\$0.00	-\$20.00	\$21,347.96	\$28,058.21	\$0.00	\$49,406.17
115 CC Recs. Pres.	\$122,462.22	\$16,337.28	\$12,686.55	\$0.00	\$126,112.95	\$214,773.38	\$0.00	\$340,886.33
116 CC Preservation	\$4,193.57	\$220.08	\$0.00	\$0.00	\$4,413.65	\$21,630.62	\$0.00	\$26,044.27
117 Crthse. Security	\$4,151.64	\$4,066.90	\$1,080.00	-\$5.00	\$7,133.54	\$133,977.87	\$0.00	\$141,111.41
118 Graffiti	\$0.00	\$0.00	\$0.00	\$0.00	\$0.00	\$630.21	\$0.00	\$630.21
119 JP Technology	\$4,484.89	\$1,710.39	\$2,000.00	\$0.00	\$4,195.28	\$154,150.10	\$0.00	\$158,345.38
120 DC/Child Abuse Prev	\$569.12	\$6.06	\$0.00	\$0.00	\$575.18	\$674.48	\$0.00	\$1,249.66
121 Family Protection	\$6,433.84	\$326.65	\$0.00	\$0.00	\$6,760.49	\$28,871.39	\$0.00	\$35,631.88
122 Guardianship	\$8,652.65	\$214.24	\$0.00	\$0.00	\$8,866.89	\$31,372.01	\$0.00	\$40,238.90
123 Justice Crt. Sec.	\$2,173.42	\$96.06	\$0.00	\$0.00	\$2,269.48	\$46,361.02	\$0.00	\$48,630.50
124 CC-Technology	\$1,129.48	\$33.86	\$0.00	\$0.00	\$1,163.34	\$5,070.34	\$0.00	\$6,233.68
125 General	\$23,503,552.28	\$743,631.37	\$2,834,007.53	-\$5,076,105.53	\$16,337,070.59	\$0.00	\$24,676,970.95	\$41,014,041.54
126 DC-Technology	\$726.97	\$34.80	\$0.00	\$0.00	\$761.77	\$2,573.45	\$0.00	\$3,335.22
127 CC-RPD	\$7,042.01	\$221.65	\$0.00	\$0.00	\$7,263.66	\$25,319.21	\$0.00	\$32,582.87
128 DC-RPD	\$18,132.23	\$871.28	\$0.00	-\$20.00	\$18,983.51	\$35,422.26	\$0.00	\$54,405.77
129 DA Pretrial Div. Fee	\$69,697.35	\$1,112.05	\$942.68	\$0.00	\$69,866.72	\$0.00	\$0.00	\$69,866.72
131 Juv. Case Manager	\$1,926.91	\$292.29	\$0.00	\$0.00	\$2,219.20	\$0.00	\$0.00	\$2,219.20
181 Available School	\$0.00	\$0.00	\$0.00	\$0.00	\$0.00	\$0.00	\$746,216.94	\$746,216.94
186 Ogg Trust	\$35,823.44	\$57.57	\$0.00	\$0.00	\$35,881.01	\$0.00	\$0.00	\$35,881.01
191 Narcotic Program	\$10.69	\$0.00	\$0.00	\$0.00	\$10.69	\$0.00	\$0.00	\$10.69
192 Federal Forfeiture	\$45,253.19	\$66.51	\$0.00	-\$3,861.53	\$41,458.17	\$36,475.76	\$0.00	\$77,933.93
212 SCAAP-Federal Rev.	\$12,669.77	\$0.00	\$0.00	\$0.00	\$12,669.77	\$0.00	\$0.00	\$12,669.77
235 STEP COMP-00143	-\$706.56	\$0.00	\$2,598.81	-\$53.44	-\$3,358.81	\$0.00	\$0.00	-\$3,358.81
236 BJA Tech Enhancement	-\$2,981.46	\$0.00	\$1,490.90	\$0.00	-\$4,472.36	\$0.00	\$0.00	-\$4,472.36
241 ARP Grant	\$0.00	\$0.00	\$3,793.50	\$5,365,444.00	\$5,361,650.50	\$0.00	\$0.00	\$5,361,650.50
307 SAVNS Grant#1446517	\$0.00	\$0.00	\$4,642.78	\$0.00	-\$4,642.78	\$0.00	\$0.00	-\$4,642.78
311 Formula Grant	\$28,626.50	\$0.00	\$47,666.74	\$0.00	-\$19,040.24	\$0.00	\$0.00	-\$19,040.24
318 TJJD-A	\$47,671.01	\$19,647.00	\$28,325.21	\$0.00	\$38,992.80	\$0.00	\$0.00	\$38,992.80
319 CTIF Grant	-\$739.02	\$0.00	\$0.00	\$0.00	-\$739.02	\$0.00	\$0.00	-\$739.02
412 Ctr for Tech & Life Grant	\$33,228.84	\$0.00	\$0.00	\$0.00	\$33,228.84	\$0.00	\$0.00	\$33,228.84
515 Debt Service	\$1,701,373.40	\$42,451.34	\$0.00	\$0.00	\$1,743,824.74	\$0.00	\$259,694.12	\$2,003,518.86
602 Tax Notes, Series 2020	\$1,159,405.26	\$1,862.69	\$0.00	\$0.00	\$1,161,267.95	\$0.00	\$0.00	\$1,161,267.95
999 Payroll	\$359,446.84	\$1,581,710.19	\$1,587,652.23	\$0.00	\$353,504.80	\$0.00	\$0.00	\$353,504.80
Totals	\$32,319,785.68	\$2,609,612.13	\$5,398,479.15	-\$620.00	\$29,530,298.66	\$1,089,529.82	\$25,682,882.01	\$56,302,710.49
Plus Outstanding Checks					\$968,158.27			
Treasurer's Bank Balance					\$30,498,456.93			
PB Statement Balance					\$30,498,456.93			
Reconciled Bank Balance					\$30,498,456.93			

Monthly Report of Joan Sargent, Waller County Treasurer

JUNE 2021

Miscellaneous Accounts

188 Dismuke Estate	\$0.00	\$0.00	\$0.00	\$0.00	\$0.00	\$65,768.56	\$0.00	\$65,768.56
			Add Outstanding Checks		\$0.00			
			Bank Statement Balance		\$0.00			
189 Hospital Trust	\$0.00	\$0.00	\$0.00	\$0.00	\$0.00	\$3,041.55	\$0.00	\$3,041.55
			Add Outstanding Checks		\$0.00			
			Bank Statement Balance		\$0.00			
238 GLO Buyout/Acq Grant	\$10.61	\$0.01	\$0.00	\$0.00	\$10.62	\$0.00	\$0.00	\$10.62
			Add Outstanding Checks		\$0.00			
			Bank Statement Balance		\$10.62			
239 GLO Infrastructure Grant	\$100.19	\$0.12	\$0.00	\$0.00	\$100.31	\$0.00	\$0.00	\$100.31
			Add Outstanding Checks		\$0.00			
			Bank Statement Balance		\$100.31			
801 JP1 Report Acct	\$13,145.53	\$21,795.49	\$25,575.10	\$0.00	\$9,365.92	\$0.00	\$0.00	\$9,365.92
			Add Outstanding Checks		\$0.00			
			Bank Statement Balance		\$9,365.92			
802 JP2 Report Acct	\$9,058.89	\$26,652.18	\$33,236.07	\$0.00	\$2,475.00	\$0.00	\$0.00	\$2,475.00
			Add Outstanding Checks		\$0.00			
			Bank Statement Balance		\$2,475.00			
803 JP3 Report Acct	\$3,076.56	\$8,885.26	\$10,431.50	\$0.00	\$1,530.32	\$0.00	\$0.00	\$1,530.32
			Add Outstanding Checks		\$0.00			
			Bank Statement Balance		\$1,530.32			
804 JP4 Report Acct	\$11,021.80	\$27,549.55	\$35,311.32	\$0.00	\$3,260.03	\$0.00	\$0.00	\$3,260.03
			Add Outstanding Checks		\$0.00			
			Bank Statement Balance		\$3,260.03			
805 DC E-Filing	\$5,482.76	\$8,576.75	\$12,554.70	\$0.00	\$1,504.81	\$0.00	\$0.00	\$1,504.81
			Add Outstanding Checks		\$0.00			
			Bank Statement Balance		\$1,504.81			
807 CC Recording Fee	\$7,599.35	\$46,425.63	\$47,369.00	\$0.00	\$6,655.98	\$0.00	\$0.00	\$6,655.98
			Add Outstanding Checks		\$0.00			
			Bank Statement Balance		\$6,655.98			
808 CC Credit Card	\$855.22	\$10,394.37	\$9,126.00	\$0.00	\$2,123.59	\$0.00	\$0.00	\$2,123.59
			Add Outstanding Checks		\$0.00			
			Bank Statement Balance		\$2,123.59			
809 JP4 Wells Fargo	\$2,747.00	\$0.00	\$2,747.00	\$0.00	\$0.00	\$0.00	\$0.00	\$0.00
			Add Outstanding Checks		\$0.00			
			Bank Statement Balance		\$0.00			
810 CC E-Filing	\$2,410.69	\$6,577.87	\$6,438.00	\$0.00	\$2,550.56	\$0.00	\$0.00	\$2,550.56
			Add Outstanding Checks		\$0.00			
			Bank Statement Balance		\$2,550.56			
811 DC Credit Card	\$2,657.56	\$8,305.95	\$10,643.73	\$0.00	\$319.78	\$0.00	\$0.00	\$319.78
			Add Outstanding Checks		\$0.00			
			Bank Statement Balance		\$319.78			
812 R&B Credit Card	\$757.87	\$60,108.94	\$58,052.05	\$0.00	\$2,814.76	\$0.00	\$0.00	\$2,814.76
			Add Outstanding Checks		\$0.00			
			Bank Statement Balance		\$2,814.76			
813 Pct 4 Acct-Wells Fargo	\$937.00	\$0.00	\$937.00	\$0.00	\$0.00	\$0.00	\$0.00	\$0.00
			Add Outstanding Checks		\$0.00			
			Bank Statement Balance		\$0.00			
814 FM Credit Card	\$11.61	\$220.20	\$0.00	\$0.00	\$231.81	\$0.00	\$0.00	\$231.81
			Add Outstanding Checks		\$0.00			
			Bank Statement Balance		\$231.81			
815 Environmental Cr Card	\$114.81	\$10,796.88	\$7,600.00	\$0.00	\$3,311.69	\$0.00	\$0.00	\$3,311.69
			Add Outstanding Checks		\$0.00			
			Bank Statement Balance		\$3,311.69			

**WALLER COUNTY
INVESTMENT PORTFOLIO FOR MONTH ENDING
JUNE 2021**

ACTIVITY

FINANCIAL INSTRUMENT AND INVESTED FUND	PURCHASE PRICE	MTD YIELD	BEGINNING BALANCE	TRANSFERS	MTD INTEREST	ENDING BALANCE
TEXAS CLASS INVESTMENTS						
110-R&B	\$0.00	0.0611%	\$0.00	\$0.00	\$0.00	\$0.00
125-General	\$24,675,731.66	0.0611%	\$24,675,731.66	\$0.00	\$1,239.29	\$24,676,970.95
515-Debt Service	\$259,681.09	0.0611%	\$259,681.09	\$0.00	\$13.03	\$259,694.12
181-Permanent School	\$746,179.48	0.0611%	\$746,179.48	\$0.00	\$37.46	\$746,216.94
TEXPOOL INVESTMENTS						
108-Elections	\$43,796.03	0.0131%	\$43,796.03	\$0.00	\$0.43	\$43,796.46
111-Law Library	\$121,192.20	0.0131%	\$121,192.20	\$0.00	\$1.26	\$121,193.46
112-Title IV Juvenile Justice	\$104,612.84	0.0131%	\$104,612.84	\$0.00	\$1.16	\$104,614.00
113-RPF District Clerk	\$54,564.92	0.0131%	\$54,564.92	\$0.00	\$0.67	\$54,565.59
114-County RMPF	\$28,057.91	0.0131%	\$28,057.91	\$0.00	\$0.30	\$28,058.21
115-RPF County Clerk	\$214,771.06	0.0131%	\$214,771.06	\$0.00	\$2.32	\$214,773.38
116-CC Preservation	\$21,630.32	0.0131%	\$21,630.32	\$0.00	\$0.30	\$21,630.62
117-Courthouse Security	\$133,976.41	0.0131%	\$133,976.41	\$0.00	\$1.46	\$133,977.87
118-Graffiti	\$630.21	0.0131%	\$630.21	\$0.00	\$0.00	\$630.21
119-JP Technology	\$154,148.50	0.0131%	\$154,148.50	\$0.00	\$1.60	\$154,150.10
120-DC Child Abuse Prev.	\$674.48	0.0131%	\$674.48	\$0.00	\$0.00	\$674.48
121-Family Protect Fee	\$28,871.09	0.0131%	\$28,871.09	\$0.00	\$0.30	\$28,871.39
122-Guardianship	\$31,371.71	0.0131%	\$31,371.71	\$0.00	\$0.30	\$31,372.01
123-Justice Court Security	\$46,360.59	0.0131%	\$46,360.59	\$0.00	\$0.43	\$46,361.02
124-CC Technology	\$5,070.34	0.0131%	\$5,070.34	\$0.00	\$0.00	\$5,070.34
126-DC Technology	\$2,573.45	0.0131%	\$2,573.45	\$0.00	\$0.00	\$2,573.45
127-CC RP Digitizing	\$25,318.91	0.0131%	\$25,318.91	\$0.00	\$0.30	\$25,319.21
128-DC RP Digitizing	\$35,421.83	0.0131%	\$35,421.83	\$0.00	\$0.43	\$35,422.26
192-Federal Forfeiture	\$36,475.33	0.0131%	\$36,475.33	\$0.00	\$0.43	\$36,475.76
188-Dismuke	\$65,767.83	0.0131%	\$65,767.83	\$0.00	\$0.73	\$65,768.56
189-Hospital	\$3,041.55	0.0131%	\$3,041.55	\$0.00	\$0.00	\$3,041.55
TOTALS	\$26,839,919.74		\$26,839,919.74	\$0.00	\$1,302.20	\$26,841,221.94

STATISTICS

1. THIS PORTFOLIO IS IN COMPLIANCE WITH THE WALLER COUNTY INVESTMENT POLICY AND APPLICABLE LAW.
2. CURRENT INVESTMENTS ARE AVAILABLE SAME OR NEXT DAY TO MAXIMIZE OPERATING FUNDS.
3. AS A COMPARATIVE BENCHMARK THE AVERAGE 90 DAY T-BILL RATE THIS MONTH: 0.04%
4. THE TOTAL AMOUNT OF INVESTED DOLLARS FOR MONTH END: \$26,841,221.94
5. PROSPERITY BANK PLEDGED COLLATERAL MARKET VALUE: \$62,344,938.32
THIS AMOUNT WAS ADEQUATE TO SECURE ALL DEPOSITS AT PROSPERITY BANK.
6. TexPool Rated: AAAM by Standard & Poor's.
7. Texas CLASS Rated: AAAM by Standard & Poor's.
8. THIS REPORT IS PROVIDED ON A MONTHLY BASIS EXCEEDING THE PUBLIC FUNDS INVESTMENT ACT AND WALLER COUNTY INVESTMENT POLICY REQUIREMENTS TO KEEP THE COMMISSIONERS' COURT FULLY INFORMED.

WALLER COUNTY, TEXAS**Summary of Debt****As of December 31, 2020****Prepared by Alan Younts, Waller County Auditor****Total Capital Leases**

Year	Principal	Interest
2021	\$75,989.73	\$6,507.68
2022	\$79,176.73	\$3,320.68
2023	\$0.00	\$0.00
2024	\$0.00	\$0.00
2025	\$0.00	\$0.00
2026-2030	\$0.00	\$0.00
2031-2035	\$0.00	\$0.00
2036-2038	\$0.00	\$0.00
	<u>\$155,166.46</u>	<u>\$9,828.36</u>

Total Bonds

Year	Principal	Interest
2021	\$2,662,000.00	\$1,419,234.42
2022	\$2,755,000.00	\$1,334,723.36
2023	\$2,742,000.00	\$1,245,875.56
2024	\$2,825,000.00	\$1,156,313.26
2025	\$2,350,000.00	\$1,069,897.26
2026-2030	\$10,875,000.00	\$4,061,111.30
2031-2035	\$11,245,000.00	\$2,224,556.30
2036-2038	\$7,685,000.00	\$399,703.13
	<u>\$43,139,000.00</u>	<u>\$12,911,414.59</u>

Treasurer's Record of Unpaid Claims		As of 6/30/21	
Vendors	Date Registered	Reg #	Amount Registered
TXTAG	01/27/20	78274	\$ 23.66
RICOH USA, INC.	04/06/20	79955	\$ 42.89
HOMETOWN HARDWARE	05/20/20	80711	\$ 32.82
CROWN BODY SHOP	08/04/20	82070	\$ 250.00
A T & T	08/25/20	82421	\$ 256.14
A T & T	09/08/20	82589	\$ 1,793.41
HOME DEPOT CREDIT SERVICES	01/12/21	85155	\$ 2,640.62
OFFICE DEPOT, INC.	01/27/21	85494	\$ 52.79
HOMETOWN HARDWARE	01/28/21	86286	\$ 3,375.21
TEXAS STATE UNIVERSITY	02/10/21	85906	\$ 50.00
HOMETOWN HARDWARE	02/11/21	86286	\$ 3,380.16
O'REILLY	03/01/21	86208	\$ 19.99
THREE L	03/03/21	86374	\$ 577.50
TELOMACK CABLING SOLUTIONS	03/11/21	86595	\$ 783.10
LANSDOWNE-MOODY	04/08/21	87179	\$ 81.71
LOGIX FIBER NETWORKS	04/19/21	87358	\$ 69.51
TYLER TECHNOLOGIES, INC.	05/06/21	87764	\$ 1,050.00
KATY TIMES	05/07/21	87775	\$ 220.50
KATY TIMES	05/07/21	87776	\$ 220.50
O'REILLY	05/12/21	87860	\$ 37.43
O'REILLY	05/12/21	87864	\$ 17.99
O'REILLY	05/12/21	87867	\$ 38.00
O'REILLY	05/12/21	87869	\$ 19.99
O'REILLY	05/12/21	87870	\$ 45.03
O'REILLY	05/12/21	87871	\$ 7.99
O'REILLY	05/12/21	87872	\$ 9.94
O'REILLY	05/12/21	87873	\$ 28.74
O'REILLY	05/12/21	87875	\$ 202.07
INNOVATIVE COMMUNICATION SYSTEMS	05/13/21	87908	\$ 285.00
QUILL LLC	05/17/21	87969	\$ 16.56
LOGIX FIBER NETWORKS	05/18/21	87983	\$ 70.55
INNOVATIVE COMMUNICATION SYSTEMS	06/01/21	88229	\$ 200.00
TRINICOM COMMUNICATIONS LLC	06/01/21	88218	\$ 45.00
OFFICE DEPOT, INC.	06/03/21	88304	\$ 37.21
EDMONDS INSURANCE	06/04/21	88358	\$ 93.00
TELOMACK CABLING SOLUTIONS	06/07/21	88380	\$ 493.10
AT&T MOBILITY	06/08/21	88460	\$ 2,073.54
CARBIDE TOOLING INDUSTRIAL SUPPLY	06/08/21	88454	\$ 150.64
HOMETOWN HARDWARE	06/08/21	88466	\$ 128.93
ICS	06/08/21	88409	\$ 357.50
OFFICE DEPOT, INC	06/08/21	88442	\$ 83.97
OFFICEMAKERS, INC	06/08/21	88455	\$ 1,500.00
VERIZON	06/08/21	88464	\$ 796.77
VOZAR, MARGARETT	06/08/21	88419	\$ 1,200.00
XEROX CORPORATION	06/08/21	88416	\$ 437.91
XEROX CORPORATION	06/08/21	88417	\$ 200.83
XEROX CORPORATION	06/08/21	88429	\$ 373.73
XEROX CORPORATION	06/08/21	88430	\$ 203.52
XEROX CORPORATION	06/08/21	88431	\$ 190.00
XEROX CORPORATION	06/08/21	88432	\$ 194.11
XEROX CORPORATION	06/08/21	88433	\$ 293.33
BELFOR USA GROUP INC.	06/09/21	88495	\$ 269,428.03
BELFOR USA GROUP INC.	06/09/21	88496	\$ 107,967.49

Treasurer's Record of Unpaid Claims		As of 6/30/21	
Vendors	Date Registered	Reg #	Amount Registered
LOWE'S	06/09/21	88476	\$ 1,503.14
METRO CONTAINER LLC	06/10/21	88499	\$ 1,050.00
ASCO EQUIPMENT	06/14/21	88526	\$ 892.37
CITIBANK, N.A.	06/14/21	88523	\$ 147.81
EDMONDS INSURANCE	06/14/21	88511	\$ 100.00
HOME DEPOT CREDIT SERVICES	06/14/21	88522	\$ 712.84
HOMETOWN HARDWARE	06/14/21	88504	\$ 54.99
NAPA	06/14/21	88547	\$ 261.44
POWERPLAN	06/14/21	88550	\$ 95.24
R.B. EVERETT & CO.	06/14/21	88505	\$ 349.81
ROMCO EQUIPMENT CO.	06/14/21	88527	\$ 44,843.93
VERIZON CONNECT NWF, INC.	06/14/21	88572	\$ 453.32
WALLER COUNTY ASPHALT	06/14/21	88574	\$ 27,023.22
WALLER COUNTY ASPHALT	06/14/21	88575	\$ 32,735.88
FIVE STAR CORRECTIONAL SERVICES, INC.	06/15/21	88639	\$ 3,538.73
HOMETOWN HARDWARE	06/15/21	88601	\$ 68.96
JARVIS TIRE PROS	06/15/21	88602	\$ 1,880.19
JARVIS TIRE PROS	06/15/21	88603	\$ 2,801.19
LAROCHE	06/15/21	88629	\$ 204.97
OFFICEMAKERS, INC.	06/15/21	88598	\$ 1,080.00
OFFICEMAKERS, INC.	06/15/21	88599	\$ 540.00
SHADECRAFTERS AUTOMATED SHADE	06/15/21	88588	\$ 2,942.00
SHADECRAFTERS AUTOMATED SHADE	06/15/21	88589	\$ 1,907.00
WALLER COUNTY PAINT & BODY	06/15/21	88630	\$ 7,535.75
WALLER COUNTY PAINT & BODY	06/15/21	88637	\$ 7.00
ALSCO	06/21/21	88674	\$ 57.42
AMEGY BANK	06/21/21	88675	\$ 126,475.00
AMEGY BANK	06/21/21	88676	\$ 517,003.13
DIRECTV	06/21/21	88666	\$ 369.92
EDMINSTER HINSHAW RUSS & ASSOC	06/21/21	88672	\$ 1,584.00
FIVE STAR CORRECTIONAL SERVICES	06/21/21	88662	\$ 3,662.27
GREAT SOUTHERN STABILIZED, LLC	06/21/21	88673	\$ 375.59
INDOFF INCORPORATED	06/21/21	88658	\$ 56.43
INDOFF INCORPORATED	06/21/21	88661	\$ 281.44
JARVIS TIRE PROS	06/21/21	88667	\$ 1,050.96
NAPA	06/21/21	88677	\$ 11.49
NAPA	06/21/21	88678	\$ 4.29
SAFETY-KLEEN SYSTEMS, INC.	06/21/21	88670	\$ 269.57
TELOMACK CABLING SOLUTIONS	06/21/21	88665	\$ 1,126.00
ALSCO	06/22/21	88788	\$ 56.25
AMERICAN PATRIOT INDUSTRIES	06/22/21	88727	\$ 665.96
ANGEL BROTHERS	06/22/21	88745	\$ 6,900.00
APPEL FORD	06/22/21	88769	\$ 39.04
ENGEDI PEST CONTROL	06/22/21	88772	\$ 250.00
FERGUSON WATERWORKS	06/22/21	88771	\$ 1,388.00
FIVE STAR CORRECTIONAL SERVICES, INC.	06/22/21	88731	\$ 3,853.85
GRANTWORKS	06/22/21	88747	\$ 41,071.80
HD SUPPLY FACILITIES MAINTENANCE, LTD.	06/22/21	88749	\$ 59.64
HD SUPPLY FACILITIES MAINTENANCE, LTD.	06/22/21	88750	\$ 587.61
HOMETOWN HARDWARE	06/22/21	88720	\$ 17.98
HOMETOWN HARDWARE	06/22/21	88730	\$ 21.35
HOMETOWN HARDWARE	06/22/21	88759	\$ 7.30
HOMETOWN HARDWARE	06/22/21	88789	\$ 107.96

Treasurer's Record of Unpaid Claims		As of 6/30/21	
Vendors	Date Registered	Reg #	Amount Registered
JONES & CARTER	06/22/21	88746	\$ 106,486.00
NAPA	06/22/21	88779	\$ 216.28
NAPA	06/22/21	88780	\$ 8.90
NAPA	06/22/21	88781	\$ 71.49
NAPA	06/22/21	88784	\$ 4.99
NAPA	06/22/21	88785	\$ 12.98
OFFICE DEPOT, INC.	06/22/21	88752	\$ 18.29
OFFICE DEPOT, INC.	06/22/21	88753	\$ 37.73
OFFICE DEPOT, INC.	06/22/21	88754	\$ 58.99
OFFICE DEPOT, INC.	06/22/21	88755	\$ 4.99
STEVENSON ENTERPRISES	06/22/21	88710	\$ 821.96
SUNCOAST LAND COMPANY	06/22/21	88699	\$ 2,140.45
TEXAS A&M AGRILIFE EXTENSION SERVICE	06/22/21	88719	\$ 1,449.00
TEXAS ASSOCIATION OF COUNTIES	06/22/21	88743	\$ 35.00
THREE L	06/22/21	88728	\$ 14,120.58
TYLER TECHNOLOGIES, INC.	06/22/21	88761	\$ 51,371.50
WAGNER, SARAH	06/22/21	88739	\$ 112.50
WALLER COUNTY ASPHALT	06/22/21	88725	\$ 1,275.85
WALLER COUNTY ASPHALT	06/22/21	88726	\$ 887.76
WINZER	06/22/21	88722	\$ 496.90
WINZER	06/22/21	88740	\$ 92.04
BRAUNE, EDWARD	06/23/21	88809	\$ 481.86
HOMETOWN HARDWARE	06/23/21	88800	\$ 6.99
HOMETOWN HARDWARE	06/23/21	88801	\$ 116.96
HOMETOWN HARDWARE	06/23/21	88802	\$ 19.99
JOHNSTONE SUPPLY	06/23/21	88803	\$ 902.80
MEDLINE INDUSTRIES, INC.	06/23/21	88814	\$ 73.92
PATTISON WSC	06/23/21	88790	\$ 42.50
PERDUE, BRANDON, FIELDER, COLLINS & MOTT LLP	06/23/21	88816	\$ 666.51
QUILL LLC	06/23/21	88810	\$ 364.54
QUILL LLC	06/23/21	88811	\$ 101.94
QUILL LLC	06/23/21	88812	\$ 22.09
QUILL LLC	06/23/21	88813	\$ 34.19
R.J. VARGAS INVESTIGATIONS	06/23/21	88815	\$ 1,144.02
STEVENS FUNERAL HOME	06/23/21	88805	\$ 600.00
STEVENS FUNERAL HOME	06/23/21	88806	\$ 600.00
STEVENS FUNERAL HOME	06/23/21	88807	\$ 550.00
TEXAS STATE UNIVERSITY	06/23/21	88793	\$ 50.00
TEXAS STATE UNIVERSITY	06/23/21	88794	\$ 50.00
TEXAS STATE UNIVERSITY	06/23/21	88795	\$ 50.00
TEXAS STATE UNIVERSITY	06/23/21	88796	\$ 50.00
TEXAS STATE UNIVERSITY	06/23/21	88797	\$ 50.00
THREE L	06/23/21	88798	\$ 16,212.85
THREE L	06/23/21	88799	\$ 14,029.07
UNITED AG & TURF	06/23/21	88804	\$ 428.71
WALLER COUNTY ASPHALT	06/23/21	88791	\$ 2,572.10
WALLER COUNTY ASPHALT	06/23/21	88792	\$ 34,056.18
INNOVATIVE COMMUNICATION SYSTEMS	06/24/21	88817	\$ 6.63
BARCODES LLC	06/28/21	88820	\$ 90.57
BELL ,TRACY	06/28/21	88844	\$ 97.00
DELL MARKETING L.P.	06/28/21	88843	\$ 2,599.38
EDMINSTER HINSHAW RUSS & ASSOC	06/28/21	88845	\$ 1,584.00
GREAT SOUTHERN STABALIZED, LLC	06/28/21	88825	\$ 1,114.12

Treasurer's Record of Unpaid Claims		As of 6/30/21	
Vendors	Date Registered	Reg #	Amount Registered
GREAT SOUTHERN STABILIZED, LLC	06/28/21	88826	\$ 375.59
HDSUPPLY	06/28/21	88828	\$ 221.88
HDSUPPLY	06/28/21	88829	\$ 14.39
HOMETOWN HARDWARE	06/28/21	88833	\$ 1.99
HOMETOWN HARDWARE	06/28/21	88834	\$ 113.88
HOMETOWN HARDWARE	06/28/21	88835	\$ 64.99
HOMETOWN HARDWARE	06/28/21	88840	\$ 27.76
HOMETOWN HARDWARE	06/28/21	88841	\$ 36.93
INDOFF INCORPORATED	06/28/21	88846	\$ 1,230.46
INDUSTRIAL SCALE COMPANY	06/28/21	88853	\$ 1,935.00
INGRAM LIBRARY SERVICES	06/28/21	88836	\$ 13.78
INGRAM LIBRARY SERVICES	06/28/21	88837	\$ 15.87
JOHNSTONE SUPPLY	06/28/21	88823	\$ 885.22
LIBERTY TIRE RECYCLING	06/28/21	88824	\$ 2,717.00
NORTHERN SAFETY CO., INC.	06/28/21	88839	\$ 445.49
QUILL LLC	06/28/21	88848	\$ 22.84
QUILL LLC	06/28/21	88854	\$ 113.99
RICOH USA, INC.	06/28/21	88847	\$ 130.12
RUGGED DEPOT	06/28/21	88822	\$ 3,030.00
SCHMIDT FUNERAL HOME BROOKSHIRE	06/28/21	88849	\$ 1,215.00
SFFMA	06/28/21	88850	\$ 200.00
SPARKLETTS & SIERRA SPRINGS	06/28/21	88827	\$ 27.93
TEXAS FIRE MARSHAL'S ASSOCIATION	06/28/21	88851	\$ 250.00
U.S. BANK VOYAGER FLEET SYSTEMS	06/28/21	88852	\$ 30,698.48
WALLER COUNTY DISTRICT ATTORNEY	06/28/21	88821	\$ 235.00
WALLER COUNTY TRACTOR LLC	06/28/21	88842	\$ 195.00
WE BRAND IT PROMOTIONS LLC	06/28/21	88818	\$ 40.22
WINDSOR, LAUREN	06/28/21	88819	\$ 667.50
XEROX FINANCIAL SERVICES	06/28/21	88838	\$ 872.13
XPERNET SERVICES	06/28/21	88830	\$ 408.00
XPERNET SERVICES	06/28/21	88831	\$ 7,450.00
XPERNET SERVICES	06/28/21	88832	\$ 3,102.00
A T & T	06/29/21	88856	\$ 144.18
A T & T	06/29/21	88870	\$ 1,481.60
A T & T	06/29/21	88890	\$ 33.81
A T & T	06/29/21	88891	\$ 80.00
ALPHAGRAPHS	06/29/21	88895	\$ 75.75
CANNON COMPANIES	06/29/21	88866	\$ 2,600.00
CAPITAL ONE	06/29/21	88878	\$ 811.43
CONSOLIDATED COMMUNICATIONS	06/29/21	88885	\$ 12.10
CONSOLIDATED COMMUNICATIONS	06/29/21	88886	\$ 132.28
CONSOLIDATED COMMUNICATIONS	06/29/21	88887	\$ 57.65
DELL MARKETING L.P.	06/29/21	88889	\$ 10,987.46
HERNANDEZ, WALTER	06/29/21	88865	\$ 906.51
HOMETOWN HARDWARE	06/29/21	88861	\$ 13.95
HOMETOWN HARDWARE	06/29/21	88873	\$ 5.98
HOMETOWN HARDWARE	06/29/21	88893	\$ 11.18
HOMETOWN HARDWARE	06/29/21	88894	\$ 24.95
HP INC.	06/29/21	88869	\$ 849.16
INDOFF INCORPORATED	06/29/21	88858	\$ 148.82
INDOFF INCORPORATED	06/29/21	88859	\$ 368.18
INDOFF INCORPORATED	06/29/21	88860	\$ 20.31
JOHNSTONE SUPPLY ROXBURGH	06/29/21	88867	\$ 902.80

Treasurer's Record of Unpaid Claims		As of 6/30/21	
Vendors	Date Registered	Reg #	Amount Registered
LIBERTY TIRE RECYCLING, LLC	06/29/21	88871	\$ 340.73
OFFICE DEPOT, INC.	06/29/21	88880	\$ 23.99
OFFICE DEPOT, INC.	06/29/21	88881	\$ 14.97
OFFICE DEPOT, INC.	06/29/21	88882	\$ 216.18
OFFICE DEPOT, INC.	06/29/21	88883	\$ 139.99
OFFICE DEPOT, INC.	06/29/21	88884	\$ 26.52
REPUBLIC SERVICES # 473	06/29/21	88879	\$ 434.25
RICOH USA, INC.	06/29/21	88888	\$ 297.79
RICOH USA, INC.	06/29/21	88892	\$ 19.85
SCHMIDT FUNERAL HOME	06/29/21	88857	\$ 1,065.00
TANK, ALEXANDRIA	06/29/21	88872	\$ 100.00
TEXAS COMMISSION ON ENVIRONMENTAL QUALITY	06/29/21	88855	\$ 1,260.00
TRINICOM COMMUNICATIONS, LLC	06/29/21	88874	\$ 45.00
TRINICOM COMMUNICATIONS, LLC	06/29/21	88875	\$ 235.93
TRINICOM COMMUNICATIONS, LLC	06/29/21	88876	\$ 127.96
TRINICOM COMMUNICATIONS, LLC	06/29/21	88877	\$ 196.61
VULCAN MATERIALS COMPANY	06/29/21	88868	\$ 110,763.20
WALLER COUNTY ASPHALT	06/29/21	88862	\$ 28,783.62
WALLER COUNTY ASPHALT	06/29/21	88863	\$ 30,843.72
WALLER COUNTY ASPHALT	06/29/21	88864	\$ 3,933.80
WALLER COUNTY HISTORICAL MUSEUM	06/29/21	88896	\$ 20,000.00
WALLER COUNTY HISTORICAL SOCIETY	06/29/21	88897	\$ 15,000.00
A T & T	06/30/21	88920	\$ 74.00
BROOKSHIRE MUNICIPAL WATER DISTRICT	06/30/21	88907	\$ 32.66
BROOKSHIRE MUNICIPAL WATER DISTRICT	06/30/21	88908	\$ 72.57
BROOKSHIRE MUNICIPAL WATER DISTRICT	06/30/21	88909	\$ 74.59
BROOKSHIRE MUNICIPAL WATER DISTRICT	06/30/21	88910	\$ 72.92
C & G WHOLESALE	06/30/21	88912	\$ 837.88
C & G WHOLESALE	06/30/21	88913	\$ 282.97
C & G WHOLESALE	06/30/21	88914	\$ 86.98
C & G WHOLESALE	06/30/21	88915	\$ 49.99
C & G WHOLESALE	06/30/21	88916	\$ 120.98
C & G WHOLESALE	06/30/21	88917	\$ 144.97
C & G WHOLESALE	06/30/21	88918	\$ 89.98
C & G WHOLESALE	06/30/21	88919	\$ 114.00
CODY FISHER	06/30/21	88923	\$ 600.00
DELL MARKETING L.P.	06/30/21	88904	\$ 2,018.00
HOMETOWN HARDWARE	06/30/21	88911	\$ 39.99
HOUSTON COPIER CONNECTION	06/30/21	88906	\$ 1,290.00
IMPACT TECHNOLOGY	06/30/21	88905	\$ 603.01
INDOFF INCORPORATED	06/30/21	88898	\$ 155.68
JK GRAPHICS INC	06/30/21	88903	\$ 466.75
NAPA	06/30/21	88899	\$ 648.84
QUILL LLC	06/30/21	88922	\$ 58.11
SWAGIT PRODUCTIONS LLC	06/30/21	88902	\$ 1,295.00
ULINE	06/30/21	88921	\$ 2,465.00
WHITE, GLENN	06/30/21	88900	\$ 1,074.09
WHITE, GLENN	06/30/21	88901	\$ 44.50
TOTAL UNPAID			\$ 1,803,834.65