

Monthly Report of Joan Sargent, Waller County Treasurer  
JULY 2021



THE STATE OF TEXAS  
COUNTY OF WALLER

**AFFIDAVIT**

Pursuant to LGC 114.026, I, Joan Sargent, Waller County Treasurer do hereby submit The Treasurer's Monthly Report. This report includes, but is not limited to, money received and disbursed, debts due to and owed by the County, and other financial proceedings in the Treasurer's Office. The Treasurer's Books agree with the Auditor's General Ledger and the Bank Statements have been reconciled.

All investments are in compliance with both the Public Funds Investment Act and the Waller County Investment Policy. The investment strategy is passive, which maintains a liquid cash flow and safety of the investment as priorities. As your Treasurer, I keep a watchful eye to ensure that the "return of our principal" takes precedent over the "return on our principal". {GC 2256.023}

Therefore, Joan Sargent, County Treasurer of Waller County, Texas, who being fully sworn, upon oath says that the within and foregoing report is true and correct to the best of her knowledge.

Filing with accompanying vouchers this

**11th day of August, 2021**

Page 1 General Operating Account Funds report of money received and disbursed

Page 2 Special Funds report of money received and disbursed

Page 3 Investment Portfolio by fund

Page 4 Long Term Debt

Attachment A Unpaid claims


  
Joan Sargent, CIO, CCT  
Waller County Treasurer

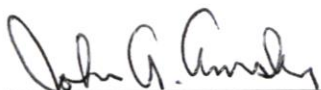
Commissioners' Court having reviewed the Treasurer's Report as presented, having taken reasonable steps to ensure its accuracy and based upon presentations of the Treasurer's Office approve the report, subject to the county auditor's review and request that it be filed with the official minutes of this meeting. {LGC 114.026(c)}


In addition, the below signatures affirm that the Treasurer's Report complies with statutes as referenced. {LGC 114.026(d)}


The affidavit must state the amount of the cash and other assets that are in the custody of the County Treasurer at the time of the examination.  
{LGC 114.026(d)} \$483,106.04 Month Ending Balance

**Commissioners' Court Approval:**

  
Carbett "Trey" J. Duhon III  
Waller County Judge

  
John A. Amsler  
Commissioner, Precinct 1

  
Kendric D. Jones  
Commissioner, Precinct 3

  
Walter E. Smith  
Commissioner, Precinct 2

  
Justin Beckendorf  
Commissioner, Precinct 4

**ATTEST:**

Debbie Hollan, County Clerk

AUG 11 2021

Date

# Monthly Report of Joan Sargent, Waller County Treasurer

## JULY 2021

### General Operating Account

Fund	Beginning Balance	Total Received	Total Disbursed	Adjustments	Account Balances	TexPool Investments	TX Class Investments	Total Fund Balance
101 Voter Reg/Chapter 19	\$5,862.85	\$8.15	\$0.00	\$0.00	\$5,871.00	\$0.00	\$0.00	\$5,871.00
108 Elections	\$63,429.61	\$84.68	\$2,507.77	\$0.00	\$61,006.52	\$43,797.08	\$0.00	\$104,803.60
110 Road & Bridge	\$4,036,932.62	\$262,181.18	\$988,867.43	\$0.00	\$3,310,246.37	\$0.00	\$0.00	\$3,310,246.37
111 Law Library	\$18,646.61	\$1,548.02	\$0.00	-\$1.10	\$20,193.53	\$121,195.40	\$0.00	\$141,388.93
112 Title IV Juv. Justice	\$20,556.66	\$17.47	\$7,986.91	\$0.00	\$12,587.22	\$104,615.71	\$0.00	\$117,202.93
113 DC Recs. Pres.	\$15,630.04	\$667.74	\$0.00	-\$0.38	\$16,297.40	\$54,566.51	\$0.00	\$70,863.91
114 County RMPF	\$21,347.96	\$914.36	\$0.00	-\$0.34	\$22,261.98	\$28,058.61	\$0.00	\$50,320.59
115 CC Recs. Pres.	\$126,112.95	\$14,087.79	\$12,707.40	\$0.00	\$127,493.34	\$214,776.81	\$0.00	\$342,270.15
116 CC Preservation	\$4,413.65	\$173.36	\$0.00	\$0.00	\$4,587.01	\$21,630.93	\$0.00	\$26,217.94
117 Crthse. Security	\$7,133.54	\$3,191.27	\$1,080.00	-\$0.39	\$9,244.42	\$133,979.99	\$0.00	\$143,224.41
118 Graffiti	\$0.00	\$0.00	\$0.00	\$0.00	\$0.00	\$630.21	\$0.00	\$630.21
119 JP Technology	\$4,195.28	\$1,099.01	\$0.00	\$0.00	\$5,294.29	\$154,152.54	\$0.00	\$159,446.83
120 DC/Child Abuse Prev	\$575.18	\$10.64	\$0.00	\$0.00	\$585.82	\$674.48	\$0.00	\$1,260.30
121 Family Protection	\$6,760.49	\$264.76	\$0.00	-\$0.82	\$7,024.43	\$28,871.91	\$0.00	\$35,896.34
122 Guardianship	\$8,866.89	\$422.90	\$0.00	\$0.00	\$9,289.79	\$31,372.57	\$0.00	\$40,662.36
123 Justice Crt. Sec.	\$2,269.48	\$57.14	\$0.00	\$0.00	\$2,326.62	\$46,361.71	\$0.00	\$48,688.33
124 CC-Technology	\$1,163.34	\$47.01	\$0.00	\$0.00	\$1,210.35	\$5,070.34	\$0.00	\$6,280.69
125 General	\$16,337,070.59	\$1,098,716.89	\$3,000,669.03	\$623.88	\$14,435,742.33	\$0.00	\$24,678,259.49	\$39,114,001.82
126 DC-Technology	\$761.77	\$2.80	\$0.00	\$0.00	\$764.57	\$2,573.45	\$0.00	\$3,338.02
127 CC-RPD	\$7,263.66	\$290.47	\$0.00	\$0.00	\$7,554.13	\$25,319.52	\$0.00	\$32,873.65
128 DC-RPD	\$18,983.51	\$1,007.75	\$0.00	-\$0.85	\$19,990.41	\$35,422.88	\$0.00	\$55,413.29
129 DA Pretrial Div. Fee	\$69,866.72	\$3,099.31	\$1,414.54	\$0.00	\$71,551.49	\$0.00	\$0.00	\$71,551.49
131 Juv. Case Manager	\$2,219.20	\$166.55	\$0.00	\$0.00	\$2,385.75	\$0.00	\$0.00	\$2,385.75
181 Available School	\$0.00	\$0.00	\$0.00	\$0.00	\$0.00	\$0.00	\$746,255.92	\$746,255.92
186 Ogg Trust	\$35,881.01	\$49.86	\$0.00	\$0.00	\$35,930.87	\$0.00	\$0.00	\$35,930.87
191 Narcotic Program	\$10.69	\$0.00	\$0.00	\$0.00	\$10.69	\$0.00	\$0.00	\$10.69
192 Federal Forfeiture	\$41,458.17	\$57.60	\$0.00	\$0.00	\$41,515.77	\$36,476.38	\$0.00	\$77,992.15
212 SCAAP-Federal Rev.	\$12,669.77	\$0.00	\$0.00	\$0.00	\$12,669.77	\$0.00	\$0.00	\$12,669.77
235 STEP COMP-00143	-\$3,358.81	\$0.00	\$4,900.26	\$0.00	-\$8,259.07	\$0.00	\$0.00	-\$8,259.07
236 BJA Tech Enhancement	-\$4,472.36	\$4,472.56	\$1,490.90	\$0.00	-\$1,490.70	\$0.00	\$0.00	-\$1,490.70
241 ARP Grant	\$5,361,650.50	\$0.00	\$8,973.95	\$0.00	\$5,352,676.55	\$0.00	\$0.00	\$5,352,676.55
307 SAVNS Grant#1446517	-\$4,642.78	\$0.00	\$0.00	\$0.00	-\$4,642.78	\$0.00	\$0.00	-\$4,642.78
311 Formula Grant	-\$19,040.24	\$0.00	\$9,856.26	\$0.00	-\$28,896.50	\$0.00	\$0.00	-\$28,896.50
318 TJJD-A	\$38,992.80	\$19,645.00	\$19,509.34	\$0.00	\$39,128.46	\$0.00	\$0.00	\$39,128.46
319 CTIF Grant	-\$739.02	\$0.00	\$0.00	\$0.00	-\$739.02	\$0.00	\$0.00	-\$739.02
412 Ctr for Tech & Life Grant	\$33,228.84	\$0.00	\$0.00	\$0.00	\$33,228.84	\$0.00	\$0.00	\$33,228.84
515 Debt Service	\$1,743,824.74	\$104,357.68	\$400.00	\$0.00	\$1,847,782.42	\$0.00	\$259,707.67	\$2,107,490.09
602 Tax Notes, Series 2020	\$1,161,267.95	\$1,611.36	\$1,907.00	\$0.00	\$1,160,972.31	\$0.00	\$0.00	\$1,160,972.31
999 Payroll	\$353,504.80	\$2,254,117.92	\$2,249,660.13	\$0.00	\$357,962.59	\$0.00	\$0.00	\$357,962.59
<b>Totals</b>	<b>\$29,530,298.66</b>	<b>\$3,772,371.23</b>	<b>\$6,311,930.92</b>	<b>\$620.00</b>	<b>\$26,991,358.97</b>	<b>\$1,089,547.03</b>	<b>\$25,684,223.08</b>	<b>\$53,765,129.08</b>
Plus Outstanding Checks					\$1,064,777.09			
Treasurer's Bank Balance					\$28,056,136.06			
PB Statement Balance					\$28,056,136.06			
Reconciled Bank Balance					\$28,056,136.06			

# Monthly Report of Joan Sargent, Waller County Treasurer

## JULY 2021

### Miscellaneous Accounts

188 Dismuke Estate	\$0.00	\$0.00	\$0.00	\$0.00	<b>\$0.00</b>	\$65,769.61	\$0.00	<b>\$65,769.61</b>
			Bank Statement Balance		\$0.00			
189 Hospital Trust	\$0.00	\$0.00	\$0.00	\$0.00	<b>\$0.00</b>	\$3,041.55	\$0.00	<b>\$3,041.55</b>
			Bank Statement Balance		\$0.00			
238 GLO Buyout/Acq Grant	\$10.62	\$0.01	\$0.00	\$0.00	<b>\$10.63</b>	\$0.00	\$0.00	<b>\$10.63</b>
			Add Outstanding Checks		\$0.00			
			Bank Statement Balance		\$10.63			
239 GLO Infrastructure Grant	\$100.31	\$154,476.97	\$154,457.80	\$0.00	<b>\$119.48</b>	\$0.00	\$0.00	<b>\$119.48</b>
			Add Outstanding Checks		\$154,457.80			
			Bank Statement Balance		\$154,577.28			
801 JP1 Report Acct	\$9,365.92	\$25,162.21	\$20,210.10	\$0.00	<b>\$14,318.03</b>	\$0.00	\$0.00	<b>\$14,318.03</b>
			Bank Statement Balance		\$14,318.03			
802 JP2 Report Acct	\$2,475.00	\$25,132.00	\$19,641.87	\$0.00	<b>\$7,965.13</b>	\$0.00	\$0.00	<b>\$7,965.13</b>
			Bank Statement Balance		\$7,965.13			
803 JP3 Report Acct	\$1,530.32	\$5,297.85	\$4,825.40	\$0.00	<b>\$2,002.77</b>	\$0.00	\$0.00	<b>\$2,002.77</b>
			Bank Statement Balance		\$2,002.77			
804 JP4 Report Acct	\$3,260.03	\$30,297.83	\$24,018.79	\$0.00	<b>\$9,539.07</b>	\$0.00	\$0.00	<b>\$9,539.07</b>
			Bank Statement Balance		\$9,539.07			
805 DC E-Filing	\$1,504.81	\$15,893.98	\$13,692.30	\$0.00	<b>\$3,706.49</b>	\$0.00	\$0.00	<b>\$3,706.49</b>
			Bank Statement Balance		\$3,706.49			
807 CC Recording Fee	\$6,655.98	\$42,233.37	\$40,397.00	\$0.00	<b>\$8,492.35</b>	\$0.00	\$0.00	<b>\$8,492.35</b>
			Bank Statement Balance		\$8,492.35			
808 CC Credit Card	\$2,123.59	\$10,922.32	\$11,411.00	\$0.00	<b>\$1,634.91</b>	\$0.00	\$0.00	<b>\$1,634.91</b>
			Bank Statement Balance		\$1,634.91			
810 CC E-Filing	\$2,550.56	\$8,061.11	\$8,362.00	\$0.00	<b>\$2,249.67</b>	\$0.00	\$0.00	<b>\$2,249.67</b>
			Bank Statement Balance		\$2,249.67			
811 DC Credit Card	\$319.78	\$10,233.52	\$9,652.75	\$0.00	<b>\$900.55</b>	\$0.00	\$0.00	<b>\$900.55</b>
			Bank Statement Balance		\$900.55			
812 R&B Credit Card	\$2,814.76	\$20,941.30	\$18,420.99	\$0.00	<b>\$5,335.07</b>	\$0.00	\$0.00	<b>\$5,335.07</b>
			Bank Statement Balance		\$5,335.07			
814 FM Credit Card	\$231.81	\$754.31	\$974.00	\$0.00	<b>\$12.12</b>	\$0.00	\$0.00	<b>\$12.12</b>
			Bank Statement Balance		\$12.12			
815 Environmental Cr Card	\$0.00	\$46.02	\$0.00	\$0.00	<b>\$46.02</b>	\$0.00	\$0.00	<b>\$46.02</b>
			Bank Statement Balance		\$46.02			
816 JP1 Efile	\$0.00	\$0.00	\$0.00	\$0.00	<b>\$0.00</b>	\$0.00	\$0.00	<b>\$0.00</b>
			Bank Statement Balance		\$0.00			
817 JP2 Efile	\$0.00	\$0.00	\$0.00	\$0.00	<b>\$0.00</b>	\$0.00	\$0.00	<b>\$0.00</b>
			Bank Statement Balance		\$0.00			
818 JP3 Efile	\$0.00	\$0.00	\$0.00	\$0.00	<b>\$0.00</b>	\$0.00	\$0.00	<b>\$0.00</b>
			Bank Statement Balance		\$0.00			
819 JP4 Efile	\$0.00	\$0.00	\$0.00	\$0.00	<b>\$0.00</b>	\$0.00	\$0.00	<b>\$0.00</b>
			Bank Statement Balance		\$0.00			

**WALLER COUNTY**  
**INVESTMENT PORTFOLIO FOR MONTH ENDING**  
**JULY 2021**

**ACTIVITY**

FINANCIAL INSTRUMENT AND INVESTED FUND	PURCHASE PRICE	MTD YIELD	BEGINNING BALANCE	TRANSFERS	MTD INTEREST	ENDING BALANCE
<b>TEXAS CLASS INVESTMENTS</b>						
110-R&B	\$0.00	0.0615%	\$0.00	\$0.00	\$0.00	\$0.00
125-General	\$24,676,970.95	0.0615%	\$24,676,970.95	\$0.00	\$1,288.54	\$24,678,259.49
515-Debt Service	\$259,694.12	0.0615%	\$259,694.12	\$0.00	\$13.55	\$259,707.67
181-Permanent School	\$746,216.94	0.0615%	\$746,216.94	\$0.00	\$38.98	\$746,255.92
<b>TEXPOOL INVESTMENTS</b>						
108-Elections	\$43,796.46	0.0189%	\$43,796.46	\$0.00	\$0.62	\$43,797.08
111-Law Library	\$121,193.46	0.0189%	\$121,193.46	\$0.00	\$1.94	\$121,195.40
112-Title IV Juvenile Justice	\$104,614.00	0.0189%	\$104,614.00	\$0.00	\$1.71	\$104,615.71
113-RPF District Clerk	\$54,565.59	0.0189%	\$54,565.59	\$0.00	\$0.92	\$54,566.51
114-County RMPF	\$28,058.21	0.0189%	\$28,058.21	\$0.00	\$0.40	\$28,058.61
115-RPF County Clerk	\$214,773.38	0.0189%	\$214,773.38	\$0.00	\$3.43	\$214,776.81
116-CC Preservation	\$21,630.62	0.0189%	\$21,630.62	\$0.00	\$0.31	\$21,630.93
117-Courthouse Security	\$133,977.87	0.0189%	\$133,977.87	\$0.00	\$2.12	\$133,979.99
118-Graffiti	\$630.21	0.0189%	\$630.21	\$0.00	\$0.00	\$630.21
119-JP Technology	\$154,150.10	0.0189%	\$154,150.10	\$0.00	\$2.44	\$154,152.54
120-DC Child Abuse Prev.	\$674.48	0.0189%	\$674.48	\$0.00	\$0.00	\$674.48
121-Family Protect Fee	\$28,871.39	0.0189%	\$28,871.39	\$0.00	\$0.52	\$28,871.91
122-Guardianship	\$31,372.01	0.0189%	\$31,372.01	\$0.00	\$0.56	\$31,372.57
123-Justice Court Security	\$46,361.02	0.0189%	\$46,361.02	\$0.00	\$0.69	\$46,361.71
124-CC Technology	\$5,070.34	0.0189%	\$5,070.34	\$0.00	\$0.00	\$5,070.34
126-DC Technology	\$2,573.45	0.0189%	\$2,573.45	\$0.00	\$0.00	\$2,573.45
127-CC RP Digitizing	\$25,319.21	0.0189%	\$25,319.21	\$0.00	\$0.31	\$25,319.52
128-DC RP Digitizing	\$35,422.26	0.0189%	\$35,422.26	\$0.00	\$0.62	\$35,422.88
192-Federal Forfeiture	\$36,475.76	0.0189%	\$36,475.76	\$0.00	\$0.62	\$36,476.38
188-Dismuke	\$65,768.56	0.0189%	\$65,768.56	\$0.00	\$1.05	\$65,769.61
189-Hospital	\$3,041.55	0.0189%	\$3,041.55	\$0.00	\$0.00	\$3,041.55
<b>TOTALS</b>	<b>\$26,841,221.94</b>		<b>\$26,841,221.94</b>	<b>\$0.00</b>	<b>\$1,359.33</b>	<b>\$26,842,581.27</b>

**STATISTICS**

1. THIS PORTFOLIO IS IN COMPLIANCE WITH THE WALLER COUNTY INVESTMENT POLICY AND APPLICABLE LAW.
2. CURRENT INVESTMENTS ARE AVAILABLE SAME OR NEXT DAY TO MAXIMIZE OPERATING FUNDS.
3. AS A COMPARATIVE BENCHMARK THE AVERAGE 90 DAY T-BILL RATE THIS MONTH: 0.05%
4. THE TOTAL AMOUNT OF INVESTED DOLLARS FOR MONTH END: \$26,842,581.27
5. PROSPERITY BANK PLEDGED COLLATERAL MARKET VALUE: \$61,347,139.04  
THIS AMOUNT WAS ADEQUATE TO SECURE ALL DEPOSITS AT PROSPERITY BANK.
6. TexPool Rated: AAAM by Standard & Poor's.
7. Texas CLASS Rated: AAAM by Standard & Poor's.
8. THIS REPORT IS PROVIDED ON A MONTHLY BASIS EXCEEDING THE PUBLIC FUNDS INVESTMENT ACT AND WALLER COUNTY INVESTMENT POLICY REQUIREMENTS TO KEEP THE COMMISSIONERS' COURT FULLY INFORMED.



**WALLER COUNTY, TEXAS****Summary of Debt****As of December 31, 2020****Prepared by Alan Younts, Waller County Auditor****Total Capital Leases**

Year	Principal	Interest
2021	\$75,989.73	\$6,507.68
2022	\$79,176.73	\$3,320.68
2023	\$0.00	\$0.00
2024	\$0.00	\$0.00
2025	\$0.00	\$0.00
2026-2030	\$0.00	\$0.00
2031-2035	\$0.00	\$0.00
2036-2038	\$0.00	\$0.00
	<u>\$155,166.46</u>	<u>\$9,828.36</u>

**Total Bonds**

Year	Principal	Interest
2021	\$2,662,000.00	\$1,419,234.42
2022	\$2,755,000.00	\$1,334,723.36
2023	\$2,742,000.00	\$1,245,875.56
2024	\$2,825,000.00	\$1,156,313.26
2025	\$2,350,000.00	\$1,069,897.26
2026-2030	\$10,875,000.00	\$4,061,111.30
2031-2035	\$11,245,000.00	\$2,224,556.30
2036-2038	\$7,685,000.00	\$399,703.13
	<u>\$43,139,000.00</u>	<u>\$12,911,414.59</u>

Treasurer's Record of Unpaid Claims		As of 7/31/21	
Vendors	Date Registered	Reg #	Amount Registered
RICOH USA, INC.	04/06/20	79955	\$ 42.89
HOMETOWN HARDWARE	05/20/20	80711	\$ 32.82
CROWN BODY SHOP	08/04/20	82070	\$ 250.00
A T & T	08/25/20	82421	\$ 256.14
A T & T	09/08/20	82589	\$ 1,793.41
HOME DEPOT CREDIT SERVICES	01/12/21	85155	\$ 2,640.62
OFFICE DEPOT, INC.	01/27/21	85494	\$ 52.79
HOMETOWN HARDWARE	01/28/21	86286	\$ 3,375.21
TEXAS STATE UNIVERSITY	02/10/21	85906	\$ 50.00
HOMETOWN HARDWARE	02/11/21	86286	\$ 3,380.16
O'REILLY	03/01/21	86208	\$ 19.99
LANSDOWNE-MOODY	04/08/21	87179	\$ 81.71
LOGIX FIBER NETWORKS	04/19/21	87358	\$ 69.51
TYLER TECHNOLOGIES, INC.	05/06/21	87764	\$ 1,050.00
KATY TIMES	05/07/21	87776	\$ 220.50
O'REILLY	05/12/21	87860	\$ 37.43
O'REILLY	05/12/21	87864	\$ 17.99
O'REILLY	05/12/21	87867	\$ 38.00
O'REILLY	05/12/21	87869	\$ 19.99
O'REILLY	05/12/21	87870	\$ 45.03
O'REILLY	05/12/21	87871	\$ 7.99
O'REILLY	05/12/21	87872	\$ 9.94
O'REILLY	05/12/21	87873	\$ 28.74
O'REILLY	05/12/21	87875	\$ 202.07
INNOVATIVE COMMUNICATION SYSTEMS	05/13/21	87908	\$ 285.00
LOGIX FIBER NETWORKS	05/18/21	87983	\$ 70.55
INNOVATIVE COMMUNICATION SYSTEMS	06/01/21	88229	\$ 200.00
A T & T MOBILITY	06/08/21	88460	\$ 2,073.54
OFFICE DEPOT, INC.	06/08/21	88442	\$ 83.97
POWERPLAN	06/14/21	88550	\$ 95.24
AMEGY BANK	06/21/21	88675	\$ 126,475.00
AMEGY BANK	06/21/21	88676	\$ 517,003.13
INDOFF INCORPORATED	06/21/21	88658	\$ 56.43
WALLER COUNTY ASPHALT	06/23/21	88792	\$ 34,056.18
INNOVATIVE COMMUNICATION SYSTEMS	06/24/21	88817	\$ 6.63
HOMETOWN HARDWARE	06/28/21	88841	\$ 36.93
BROOKSHIRE HARDWARE	07/07/21	89099	\$ 71.95
CONSOLIDATED COMMUNICATIONS	07/07/21	89079	\$ 1,064.43
CONSOLIDATED COMMUNICATIONS	07/07/21	89082	\$ 698.17
SMARSH, INC.	07/07/21	89088	\$ 17,054.34
HOMETOWN HARDWARE	07/08/21	89127	\$ 1,032.87
CITIBANK N.A.	07/12/21	89212	\$ 1,648.05
KATY TIMES	07/12/21	89197	\$ 91.88
OFFICE DEPOT, INC.	07/12/21	89205	\$ 309.58
APPEL FORD	07/15/21	89259	\$ 154.04
DIRECTV	07/15/21	89244	\$ 249.81
FERGUSON WATERWORKS	07/15/21	89240	\$ 8,762.80
KATY TIMES	07/15/21	89269	\$ 91.88
KATY TIMES	07/15/21	89270	\$ 165.38
QUEST DIAGNOSTICS	07/15/21	89268	\$ 678.16
APPEL FORD	07/16/21	89278	\$ 86.71
HARRIS COUNTY ACCOUNTS RECEIVABLES	07/16/21	89294	\$ 2,887.00
HARRIS COUNTY ACCOUNTS RECEIVABLES	07/16/21	89295	\$ 8,841.00



Treasurer's Record of Unpaid Claims		As of 7/31/21	
Vendors	Date Registered	Reg #	Amount Registered
JACKSON, MARIAN	07/16/21	89282	\$ 274.71
AMERICAN PATRIOT INDUSTRIES, INC.	07/19/21	89296	\$ 728.00
FIVE STAR CORRECTIONAL SERVICES, INC.	07/19/21	89313	\$ 3,997.89
LAROCHE	07/19/21	89299	\$ (50.00)
OFFICE DEPOT, INC.	07/19/21	89335	\$ 1,089.69
OFFICE DEPOT, INC.	07/19/21	89336	\$ (52.79)
OFFICE DEPOT, INC.	07/19/21	89339	\$ 105.23
OFFICE DEPOT, INC.	07/19/21	89340	\$ 85.18
OFFICE DEPOT, INC.	07/19/21	89341	\$ 594.95
PNEU-DART, INC.	07/19/21	89325	\$ 191.77
QUADIENT FINANCE USA, INC.	07/19/21	89326	\$ 179.72
QUADIENT, INC.	07/19/21	89331	\$ 141.11
SUNCOAST LAND COMPANY	07/19/21	89324	\$ 3,087.50
WALLER COUNTY ASPHALT	07/19/21	89321	\$ 28,148.04
WALLER COUNTY ASPHALT	07/19/21	89322	\$ 1,301.35
WALLER COUNTY ASPHALT	07/19/21	89323	\$ 4,244.94
AUSTIN COUNTY GLASS	07/20/21	89351	\$ 1,849.00
AUSTIN COUNTY GLASS	07/20/21	89352	\$ 430.86
BRAZOS VALLEY COUNCIL OF GOVERNMENTS	07/20/21	89345	\$ 7,500.00
BUCKEYE CLEANING CENTER	07/20/21	89346	\$ 1,354.08
HD SUPPLY FACILITIES MAINTENANCE, LTD.	07/20/21	89362	\$ 3,325.14
OFFICE DEPOT, INC.	07/20/21	89347	\$ 155.55
OFFICE DEPOT, INC.	07/20/21	89348	\$ 299.90
OFFICE DEPOT, INC.	07/20/21	89349	\$ 233.25
QUADIENT, INC.	07/20/21	89361	\$ 1,046.25
WINZER	07/20/21	89354	\$ 381.03
ADAMS, CANDICE	07/21/21	89365	\$ 311.05
GALLS, LLC	07/21/21	89368	\$ 1,204.78
HAYS COUNTY TREASURER	07/21/21	89377	\$ 6,107.00
INGRAM LIBRARY SERVICES	07/21/21	89366	\$ 44.50
INGRAM LIBRARY SERVICES	07/21/21	89367	\$ 15.36
MONTGOMERY COUNTY JUVENILE DEPT.	07/21/21	89376	\$ 3,100.00
O'BRIEN COUNSELING SERVICES, INC.	07/21/21	89373	\$ 1,200.00
O'BRIEN COUNSELING SERVICES, INC.	07/21/21	89374	\$ 1,900.00
O'BRIEN COUNSELING SERVICES, INC.	07/21/21	89375	\$ 1,800.00
PRECISION UTILITY LLC	07/21/21	89378	\$ 245.00
RECOVERY MONITORING	07/21/21	89371	\$ 1,326.00
RECOVERY MONITORING	07/21/21	89372	\$ 1,231.50
SNAP ON INDUSTRIAL	07/21/21	89369	\$ 125.31
TEXAS COLLEGE OF PROBATE JUDGES	07/21/21	89363	\$ 425.00
THE MENDER HOTEL	07/21/21	89364	\$ 271.88
VERIZON	07/21/21	89370	\$ 192.35
APPEL FORD	07/22/21	89387	\$ 68.59
APPEL FORD	07/22/21	89388	\$ 12.98
APPEL FORD	07/22/21	89397	\$ 79.39
DESHELTER, KAREN	07/22/21	89417	\$ 123.20
DOBIE SUPPLY, LLC	07/22/21	89405	\$ 1,068.75
DOBIE SUPPLY, LLC	07/22/21	89406	\$ 565.00
FORT BEND CHILDREN'S ADVOCACY CENTER	07/22/21	89410	\$ 12,500.00
GREAT SOUTHERN STABILIZED, LLC	07/22/21	89404	\$ 368.00
HOMETOWN HARDWARE	07/22/21	89392	\$ 75.80
HOMETOWN HARDWARE	07/22/21	89393	\$ 64.96
HOMETOWN HARDWARE	07/22/21	89411	\$ 26.98

Treasurer's Record of Unpaid Claims		As of 7/31/21	
Vendors	Date Registered	Reg #	Amount Registered
INTEGRATED PRESCRIPTION MANAGEMENT	07/22/21	89389	\$ 111.55
KARISCH, CHARLES	07/22/21	89414	\$ 640.00
LINEBARGER, GOGGAN, BLAIR & SAMPSON, LLP	07/22/21	89381	\$ 1,935.00
MCKERLEY, CARRIE	07/22/21	89413	\$ 845.00
NAPA	07/22/21	89398	\$ 38.61
NAPA	07/22/21	89399	\$ 23.49
NAPA	07/22/21	89400	\$ 9.98
NAPA	07/22/21	89401	\$ 9.98
NAPA	07/22/21	89402	\$ 426.08
NETPROTEC LLC	07/22/21	89394	\$ 1,000.00
PATTISON WSC	07/22/21	89415	\$ 30.50
PERDUE, BRANDON, FIELDER, COLLINS & MOTT LLP	07/22/21	89382	\$ 2,501.00
QUILL LLC	07/22/21	89408	\$ 77.89
QUILL LLC	07/22/21	89409	\$ 331.78
RALSTON, OWEN	07/22/21	89412	\$ 495.00
RIEMER, SHARON	07/22/21	89391	\$ 344.98
SAM HOUSTON STATE UNIVERSITY - TJA	07/22/21	89384	\$ 260.00
SCREAMING T'S	07/22/21	89385	\$ 80.00
SCREAMING T'S	07/22/21	89386	\$ 120.00
SPARKLETTS & SIERRA SPRINGS	07/22/21	89407	\$ 61.35
TEXAS ONCOLOGY	07/22/21	89390	\$ 1,480.16
THE SAN LUIS RESORT HOTEL	07/22/21	89383	\$ 569.25
ULINE	07/22/21	89395	\$ 572.29
UTILITY TRAILER SALES SOUTHEAST TEXAS, INC.	07/22/21	89403	\$ 1,436.99
VICTORY SUPPLY	07/22/21	89379	\$ 199.00
VICTORY SUPPLY	07/22/21	89380	\$ 145.60
VOSS LIGHTING	07/22/21	89416	\$ 902.70
APPEL FORD	07/26/21	89455	\$ 198.00
APPEL FORD	07/26/21	89460	\$ 125.99
APPEL FORD	07/26/21	89461	\$ 71.34
BB&T GOVERNMENTAL FINANCE	07/26/21	89418	\$ 97,671.51
BICKERSTAFF HEATH DELGADO ACOSTA LLP	07/26/21	89463	\$ 5,125.00
ENGEDI PEST CONTROL	07/26/21	89422	\$ 375.00
ENGEDI PEST CONTROL	07/26/21	89423	\$ 405.00
ENGEDI PEST CONTROL	07/26/21	89424	\$ 235.00
ENGEDI PEST CONTROL	07/26/21	89425	\$ 190.00
ENGEDI PEST CONTROL	07/26/21	89426	\$ 150.00
ENGEDI PEST CONTROL	07/26/21	89427	\$ 110.00
ENGEDI PEST CONTROL	07/26/21	89428	\$ 430.00
ENGEDI PEST CONTROL	07/26/21	89429	\$ 140.00
ENGEDI PEST CONTROL	07/26/21	89430	\$ 125.00
FIVE STAR CORRECTIONAL SERVICES, INC.	07/26/21	89452	\$ 4,311.92
HENSLEY, DEAN	07/26/21	89451	\$ 32.26
HOMETOWN HARDWARE	07/26/21	89444	\$ 17.56
HOUSTON FREIGHTLINER-WESTERN STAR	07/26/21	89457	\$ 116.15
INNOVATIVE COMMUNICATION SYSTEMS	07/26/21	89462	\$ 714.45
JARVIS TIRE PROS	07/26/21	89454	\$ 912.45
KOOL SHADES WINDOW TINTING	07/26/21	89456	\$ 150.00
OFFICE DEPOT, INC.	07/26/21	89434	\$ 11.79
OFFICE DEPOT, INC.	07/26/21	89435	\$ 112.60
OFFICE DEPOT, INC.	07/26/21	89436	\$ 8.07
OFFICE DEPOT, INC.	07/26/21	89437	\$ 17.98
OFFICE DEPOT, INC.	07/26/21	89438	\$ 119.98



Treasurer's Record of Unpaid Claims		As of 7/31/21	
Vendors	Date Registered	Reg #	Amount Registered
OFFICE DEPOT, INC.	07/26/21	89439	\$ 269.97
OFFICE DEPOT, INC.	07/26/21	89440	\$ 69.95
OFFICE DEPOT, INC.	07/26/21	89441	\$ 63.96
OFFICE DEPOT, INC.	07/26/21	89442	\$ 110.00
OFFICE DEPOT, INC.	07/26/21	89443	\$ 37.29
OMNIBASE SERVICES OF TEXAS, LP	07/26/21	89419	\$ 252.00
PERDUE, BRANDON, FIELDER, COLLINS & MOTT LLP	07/26/21	89446	\$ 2,380.40
RED OAK RANCH	07/26/21	89450	\$ 70.00
RICOH USA, INC.	07/26/21	89445	\$ 827.05
RIVERA, BRENDA	07/26/21	89447	\$ 304.51
SAN BERNARD ELECTRIC COOPERATIVE, INC.	07/26/21	89448	\$ 380.68
TEXAS STATE UNIVERSITY	07/26/21	89420	\$ 50.00
TEXAS STATE UNIVERSITY	07/26/21	89421	\$ 50.00
UTILITY TRAILER SALES SOUTHEAST TEXAS, INC.	07/26/21	89458	\$ 1,436.99
UTILITY TRAILER SALES SOUTHEAST TEXAS, INC.	07/26/21	89459	\$ 422.26
WALLER COUNTY ASPHALT	07/26/21	89432	\$ 856.98
WALLER COUNTY ASPHALT	07/26/21	89433	\$ 838.62
WALLER COUNTY PAINT & BODY	07/26/21	89453	\$ 7.00
A T & T	07/27/21	89470	\$ 1,481.60
A T & T	07/27/21	89471	\$ 80.00
A T & T	07/27/21	89472	\$ 33.14
ALPHAGRAPHICS	07/27/21	89475	\$ 444.52
AMEGYBANK	07/27/21	89473	\$ 400.00
CTC GUNWORKS, LLC	07/27/21	89477	\$ 2,301.40
HEMPSTEAD ISD	07/27/21	89465	\$ 187.05
HOMETOWN HARDWARE	07/27/21	89490	\$ 28.99
KATY ISD	07/27/21	89467	\$ 260.15
NAPA	07/27/21	89478	\$ 36.89
NAPA	07/27/21	89479	\$ 44.51
NAPA	07/27/21	89480	\$ 149.68
NAPA	07/27/21	89481	\$ 43.08
NAPA	07/27/21	89482	\$ 183.98
NAPA	07/27/21	89483	\$ 179.73
NAPA	07/27/21	89484	\$ 111.82
NAPA	07/27/21	89485	\$ 84.59
NAPA	07/27/21	89486	\$ 111.82
NAPA	07/27/21	89487	\$ 108.14
NICHOLS, ANGELA	07/27/21	89491	\$ 49.92
OFFICEMAKERS, INC.	07/27/21	89474	\$ 2,041.98
RICOH USA, INC.	07/27/21	89476	\$ 140.11
ROYAL ISD	07/27/21	89466	\$ 301.49
SEDALCO, INC.	07/27/21	89469	\$ 34,125.47
WALLER COUNTY PAINT & BODY	07/27/21	89488	\$ 85.00
WALLER COUNTY PAINT & BODY	07/27/21	89489	\$ 65.00
WALLER ISD	07/27/21	89464	\$ 535.70
BB&T GOVERNMENTAL FINANCE	07/28/21	89492	\$ 19,361.30
C&G WHOLESALE	07/28/21	89501	\$ 189.96
C&G WHOLESALE	07/28/21	89502	\$ 31.00
C&G WHOLESALE	07/28/21	89503	\$ 67.98
C&G WHOLESALE	07/28/21	89504	\$ 650.00
C&G WHOLESALE	07/28/21	89505	\$ 124.97
C&G WHOLESALE	07/28/21	89506	\$ 152.91
C&G WHOLESALE	07/28/21	89507	\$ 109.97

Treasurer's Record of Unpaid Claims		As of 7/31/21	
Vendors	Date Registered	Reg #	Amount Registered
C&G WHOLESALE	07/28/21	89508	\$ 639.87
C&G WHOLESALE	07/28/21	89509	\$ 104.98
C&G WHOLESALE	07/28/21	89510	\$ 294.94
C&G WHOLESALE	07/28/21	89511	\$ 827.51
CONSOLIDATED COMMUNICATIONS	07/28/21	89521	\$ 206.69
CONSOLIDATED COMMUNICATIONS	07/28/21	89522	\$ 57.65
CONSOLIDATED COMMUNICATIONS	07/28/21	89523	\$ 12.10
HA, SHERYL	07/28/21	89513	\$ 1,013.29
HERRERA, ROCIO	07/28/21	89499	\$ 100.00
HOMETOWN HARDWARE	07/28/21	89500	\$ 7.58
HOMETOWN HARDWARE	07/28/21	89519	\$ 6.97
HOMETOWN HARDWARE	07/28/21	89520	\$ 61.17
INDOFF INCORPORATED	07/28/21	89514	\$ 389.96
MEDLINE INDUSTRIES, INC.	07/28/21	89497	\$ 125.65
NEWBART PRODUCTS, INC.	07/28/21	89512	\$ 672.90
QUILL LLC	07/28/21	89494	\$ 36.50
QUILL LLC	07/28/21	89495	\$ 118.43
QUILL LLC	07/28/21	89496	\$ 173.05
RICOH USA, INC.	07/28/21	89493	\$ 130.12
SANDERS, CONSTANCE	07/28/21	89498	\$ 100.00
TRINICOM COMMUNICATIONS, LLC	07/28/21	89515	\$ 235.93
TRINICOM COMMUNICATIONS, LLC	07/28/21	89516	\$ 45.00
TRINICOM COMMUNICATIONS, LLC	07/28/21	89517	\$ 196.61
TRINICOM COMMUNICATIONS, LLC	07/28/21	89518	\$ 127.96
A T & T	07/29/21	89533	\$ 144.09
AMERICAN PATRIOT INDUSTRIES, INC.	07/29/21	89531	\$ 1,262.65
ANGEL BROTHERS, INC.	07/29/21	89524	\$ 656,640.57
APPEL FORD	07/29/21	89554	\$ 68.59
CAPITAL ONE	07/29/21	89568	\$ 1,160.26
CUMMINS ALLISON	07/29/21	89529	\$ 1,377.00
DOBIE SUPPLY, LLC	07/29/21	89552	\$ 1,068.75
DOUBLE TREE BY HILTON SAN ANTONIO	07/29/21	89558	\$ 308.62
DOUBLE TREE BY HILTON SAN ANTONIO	07/29/21	89560	\$ 308.62
ENGEDI PEST CONTROL	07/29/21	89534	\$ 250.00
ENGEDI PEST CONTROL	07/29/21	89535	\$ 275.00
ENGEDI PEST CONTROL	07/29/21	89536	\$ 405.00
ENGEDI PEST CONTROL	07/29/21	89537	\$ 95.00
ENGEDI PEST CONTROL	07/29/21	89538	\$ 125.00
ENGEDI PEST CONTROL	07/29/21	89539	\$ 115.00
ENGEDI PEST CONTROL	07/29/21	89540	\$ 150.00
ENGEDI PEST CONTROL	07/29/21	89541	\$ 140.00
HENSLEY, DEAN	07/29/21	89527	\$ 292.22
HOMETOWN HARDWARE	07/29/21	89528	\$ 64.95
HOMETOWN HARDWARE	07/29/21	89530	\$ 11.91
HOUSTON FREIGHTLINER-WESTERN STAR	07/29/21	89551	\$ 622.02
JONES & CARTER	07/29/21	89525	\$ 19,075.00
LAW ENFORCEMENT SEMINARS LLC	07/29/21	89559	\$ 385.00
LAW ENFORCEMENT SEMINARS LLC	07/29/21	89561	\$ 385.00
NAPA	07/29/21	89544	\$ 32.90
NAPA	07/29/21	89545	\$ 20.52
NAPA	07/29/21	89546	\$ (12.57)
NAPA	07/29/21	89547	\$ 9.08
NAPA	07/29/21	89548	\$ 12.57



Treasurer's Record of Unpaid Claims		As of 7/31/21	
Vendors	Date Registered	Reg #	Amount Registered
NAPA	07/29/21	89549	\$ 67.94
NAPA	07/29/21	89550	\$ 28.35
NAVASOTA MIRROR & GLASS	07/29/21	89564	\$ 255.00
PIRKLE, LIZ	07/29/21	89557	\$ 153.75
R.B. EVERETT & CO.	07/29/21	89566	\$ 4,106.91
REPUBLIC SERVICES #473	07/29/21	89567	\$ 10.00
RICOH USA, INC.	07/29/21	89543	\$ 240.17
SCREAMING T'S	07/29/21	89562	\$ 148.50
SCREAMING T'S	07/29/21	89563	\$ 10.00
US BANK VOYAGER FLEET SYSTEMS	07/29/21	89526	\$ 2,132.83
USPS	07/29/21	89542	\$ 279.95
UTILITY TRAILER SALES SOUTHEAST TEXAS, INC.	07/29/21	89553	\$ 185.58
UTILITY TRAILER SALES SOUTHEAST TEXAS, INC.	07/29/21	89565	\$ 101.28
WILEY, ROBYN	07/29/21	89532	\$ 354.00
<b>TOTAL UNPAID</b>			<b>\$ 1,730,957.92</b>