

Monthly Report of Joan Sargent, Waller County Treasurer  
MARCH 2020



THE STATE OF TEXAS  
COUNTY OF WALLER

AFFIDAVIT

Pursuant to LGC 114.026, I, Joan Sargent, Waller County Treasurer do hereby submit The Treasurer's Monthly Report. This report includes, but is not limited to, money received and disbursed, debts due to and owed by the County, and other financial proceedings in the Treasurer's Office. The Treasurer's Books agree with the Auditor's General Ledger and the Bank Statements have been reconciled.

All investments are in compliance with both the Public Funds Investment Act and the Waller County Investment Policy. The investment strategy is passive, which maintains a liquid cash flow and safety of the investment as priorities. As your Treasurer, I keep a watchful eye to ensure that the "return of our principal" takes precedent over the "return on our principal". {GC 2256.023}

Therefore, Joan Sargent, County Treasurer of Waller County, Texas, who being fully sworn, upon oath says that the within and foregoing report is true and correct to the best of her knowledge.

Filing with accompanying vouchers this

22nd day of April, 2020

Page 1 General Operating Account Funds report of money received and disbursed

Page 2 Special Funds report of money received and disbursed

Page 3 Investment Portfolio by fund

Page 4 Long Term Debt

Attachment A Unpaid claims

  
Joan Sargent, CIO, CCT  
Waller County Treasurer


Commissioners' Court having reviewed the Treasurer's Report as presented, having taken reasonable steps to ensure its accuracy and based upon presentations of the Treasurer's Office approve the report, subject to the county auditor's review and request that it be filed with the official minutes of this meeting. {LGC 114.026(c)}


In addition, the below signatures affirm that the Treasurer's Report complies with statues as referenced. {LGC 114.026(d)}

The affidavit must state the amount of the cash and other assets that are in the custody of the County Treasurer at the time of the examination.  
{LGC 114.026(d)} \$57,310,101.94 Month Ending Balance

Signed this 22nd day of April, 2020


  
Carbett "Trey" J. Duhon III  
Waller County Judge

  
John A. Amsler  
Commissioner, Precinct 1


  
Jeron Barnett  
Commissioner, Precinct 3

Walter E. Smith  
Commissioner, Precinct 2

Absent

  
Justin Beckendorff  
Commissioner, Precinct 4

ATTEST:

  
Debbie Hollan, County Clerk

APR 22 2020

Date



# Monthly Report of Joan Sargent, Waller County Treasurer

## MARCH 2020

### General Operating Account

Fund	Beginning Balance	Total All Received	Total All Disbursed	Adjustments	Account Balances	TexPool Investments	TX Class Investments	Total Fund Balance
101 Voter Reg/Chapter 19	\$5,742.91	\$5.85	\$0.00	\$0.00	\$5,748.76	\$0.00	\$0.00	\$5,748.76
108 Elections	\$9,053.87	\$9.26	\$0.00	\$0.00	\$9,063.13	\$43,723.72	\$0.00	\$52,786.85
110 Road & Bridge	\$1,721,156.57	\$1,088,876.89	\$397,427.19	\$31,655.31	\$2,444,261.58	\$0.00	\$0.00	\$2,444,261.58
111 Law Library	\$7,777.49	\$1,048.84	\$668.80	-\$0.51	\$8,157.02	\$120,991.81	\$0.00	\$129,148.83
112 Title IV Juv. Justic	\$0.00	\$0.00	\$0.00	\$0.00	\$0.00	\$149,372.90	\$0.00	\$149,372.90
113 DC Recs. Pres.	\$8,248.28	\$613.25	\$0.00	-\$0.26	\$8,861.27	\$54,474.61	\$0.00	\$63,335.88
114 County RMPF	\$9,353.24	\$903.12	\$0.00	-\$0.26	\$10,256.10	\$28,011.59	\$0.00	\$38,267.69
115 CC Recs. Pres.	\$54,269.88	\$10,058.15	\$22,227.90	\$0.00	\$42,100.13	\$214,415.78	\$0.00	\$256,515.91
116 CC Preservation	\$1,978.48	\$164.19	\$0.00	\$0.00	\$2,142.67	\$21,594.35	\$0.00	\$23,737.02
117 Crthse. Security	\$19,382.58	\$4,128.75	\$1,155.00	-\$0.13	\$22,356.20	\$133,754.69	\$0.00	\$156,110.89
118 Graffiti	\$0.00	\$0.00	\$0.00	\$0.00	\$0.00	\$629.84	\$0.00	\$629.84
119 JP Technology	-\$2,577.14	\$2,632.48	\$1,000.00	-\$12,861.30	-\$13,805.96	\$229,788.24	\$0.00	\$215,982.28
120 DC/Child Abuse Prev	\$364.34	\$5.34	\$0.00	\$0.00	\$369.68	\$674.05	\$0.00	\$1,043.73
121 Family Protection	\$2,713.44	\$228.01	\$0.00	\$0.00	\$2,941.45	\$28,823.26	\$0.00	\$31,764.71
122 Guardianship	\$3,415.92	\$293.80	\$0.00	\$0.00	\$3,709.72	\$31,319.65	\$0.00	\$35,029.37
123 Justice Crt. Sec.	\$5,970.84	\$271.75	\$0.00	-\$10,322.87	-\$4,080.28	\$61,264.46	\$0.00	\$57,184.18
124 CC-Technology	\$570.98	\$35.85	\$0.00	\$0.00	\$606.83	\$5,062.18	\$0.00	\$5,669.01
125 General	\$15,889,974.44	\$5,152,929.83	\$1,966,301.48	\$175.22	\$19,076,778.01	\$0.00	\$24,584,670.59	\$43,661,448.60
126 DC-Technology	\$394.19	\$29.35	\$0.00	\$0.00	\$423.54	\$2,569.15	\$0.00	\$2,992.69
127 CC-RPD	\$3,125.35	\$223.43	\$0.00	\$0.00	\$3,348.78	\$25,277.08	\$0.00	\$28,625.86
128 DC-RPD	\$8,035.51	\$518.99	\$0.00	-\$0.26	\$8,554.24	\$35,363.32	\$0.00	\$43,917.56
129 DA Pretrial Div. Fee	\$52,558.18	\$2,054.74	\$934.27	\$0.00	\$53,678.65	\$0.00	\$0.00	\$53,678.65
131 Juv. Case Manager	\$33,974.89	\$678.79	\$0.00	-\$20,000.00	\$14,653.68	\$0.00	\$0.00	\$14,653.68
191 Narcotic Program	\$10.53	\$0.00	\$0.00	\$0.00	\$10.53	\$0.00	\$0.00	\$10.53
192 Federal Forfeiture	\$18,000.26	\$18.38	\$0.00	\$0.00	\$18,018.64	\$36,415.02	\$0.00	\$54,433.66
212 SCAAP-Federal Rev.	\$972.89	\$14,996.00	\$0.00	\$0.00	\$15,968.89	\$0.00	\$0.00	\$15,968.89
228 CJD-CVA #1888611	-\$19,502.61	\$3,543.87	\$4,396.66	\$11,118.17	-\$9,237.23	\$0.00	\$0.00	-\$9,237.23
229 CJD-VAW #3343603	-\$16,594.33	\$4,639.84	\$6,193.80	\$0.00	-\$18,148.29	\$0.00	\$0.00	-\$18,148.29
232 HSGP-Radios#3595502	-\$15,220.68	\$15,220.68	\$0.00	\$0.00	\$0.00	\$0.00	\$0.00	\$0.00
233 HSGP-PPE #3862401	\$0.00	\$0.00	\$0.00	\$0.00	\$0.00	\$0.00	\$0.00	\$0.00
234 STEP CVM-00044	-\$2,088.33	\$0.00	\$911.50	\$199.87	-\$2,799.96	\$0.00	\$0.00	-\$2,799.96
235 STEP COMP-00138	-\$2,398.70	\$0.00	\$2,700.86	\$73.02	-\$5,026.54	\$0.00	\$0.00	-\$5,026.54
311 Formula Grant	\$0.00	\$0.00	\$47,666.74	\$0.00	-\$47,666.74	\$0.00	\$0.00	-\$47,666.74
318 TJJD-A	\$36,467.03	\$19,805.00	\$27,173.92	\$0.00	\$29,098.11	\$0.00	\$0.00	\$29,098.11
515 Debt Service	\$87,391.80	\$616,160.39	\$0.00	\$0.00	\$703,552.19	\$0.00	\$258,722.75	\$962,274.94
600 Capital Projects, Series 2014	-\$140,601.08	\$286,526.00	\$145,924.41	\$0.00	\$0.51	\$0.00	\$99,605.73	\$99,606.24
601 Capital Projects, Series 2017	-\$3,092,094.47	\$8,131,504.54	\$1,978,279.11	\$0.00	\$3,061,130.96	\$0.00	\$4,424,451.44	\$7,485,582.40
999 Payroll	\$353,555.21	\$1,591,413.17	\$1,596,046.77	\$0.00	\$348,921.61	\$0.00	\$0.00	\$348,921.61
<b>Totals</b>	<b>\$15,043,381.76</b>	<b>\$16,949,538.53</b>	<b>\$6,199,008.41</b>	<b>\$36.00</b>	<b>\$25,793,947.88</b>	<b>\$1,223,525.70</b>	<b>\$29,367,450.51</b>	<b>\$56,384,924.09</b>
Plus Outstanding Checks					\$2,039,455.15			
Treasurer's Bank Balance					\$27,833,403.03			
FNB Statement Balance					\$381,935.39			
PB Statement Balance					\$27,451,467.64			
Reconciled Bank Balance					\$27,833,403.03			

# Monthly Report of Joan Sargent, Waller County Treasurer

## MARCH 2020

### Miscellaneous Accounts

Fund	Beginning Balance	Total All Received (Inc. Inv.)	Total All Disbursed (Inc. Inv.)	Adjustments	Treasurer's Bank Balance	TexPool Investments	TX Class Investments	Total Fund Balance
181 Available School	\$0.00	\$0.00	\$0.00	\$0.00	\$0.00	\$0.00	\$757,022.95	\$757,022.95
			Add Outstanding Checks		\$0.00			
			Bank Statement Balance		\$0.00			
186 Ogg Trust	\$54,572.14	\$53.18	\$0.00	\$0.00	\$54,625.32	\$0.00	\$0.00	\$54,625.32
			Add Outstanding Checks		\$0.00			
			Bank Statement Balance		\$54,625.32			
188 Dismuke Estate	\$0.00	\$0.00	\$0.00	\$0.00	\$0.00	\$65,658.88	\$0.00	\$65,658.88
			Add Outstanding Checks		\$0.00			
			Bank Statement Balance		\$0.00			
189 Hospital Trust	\$0.00	\$0.00	\$0.00	\$0.00	\$0.00	\$3,036.48	\$0.00	\$3,036.48
			Add Outstanding Checks		\$0.00			
			Bank Statement Balance		\$0.00			
801 JP1 Report Acct	\$13,722.83	\$32,041.34	\$35,392.88	\$0.00	\$10,371.29	\$0.00	\$0.00	\$10,371.29
			Add Outstanding Checks		\$0.00			
			Bank Statement Balance		\$10,371.29			
802 JP2 Report Acct	\$11,866.93	\$26,124.30	\$36,962.10	\$0.00	\$1,029.13	\$0.00	\$0.00	\$1,029.13
			Add Outstanding Checks		\$0.00			
			Bank Statement Balance		\$1,029.13			
803 JP3 Report Acct	\$10,461.64	\$10,039.46	\$10,618.80	\$0.00	\$9,882.30	\$0.00	\$0.00	\$9,882.30
			Add Outstanding Checks		\$0.00			
			Bank Statement Balance		\$9,882.30			
804 JP4 Report Acct	\$17,003.49	\$40,971.82	\$57,945.85	\$0.00	\$29.46	\$0.00	\$0.00	\$29.46
			Add Outstanding Checks		\$0.00			
			Bank Statement Balance		\$29.46			
805 DC E-Filing	\$2,178.38	\$12,069.46	\$8,531.00	\$0.00	\$5,716.84	\$0.00	\$0.00	\$5,716.84
			Add Outstanding Checks		\$0.00			
			Bank Statement Balance		\$5,716.84			
807 CC Recording Fee	\$5,487.65	\$27,682.87	\$26,129.00	\$0.00	\$7,041.52	\$0.00	\$0.00	\$7,041.52
			Add Outstanding Checks		\$0.00			
			Bank Statement Balance		\$7,041.52			
808 CC Credit Card	\$2,651.78	\$7,940.33	\$8,187.00	\$0.00	\$2,405.11	\$0.00	\$0.00	\$2,405.11
			Add Outstanding Checks		\$0.00			
			Bank Statement Balance		\$2,405.11			
809 JP4 Wells Fargo	\$5,675.00	\$19,033.20	\$24,417.20	\$0.00	\$291.00	\$0.00	\$0.00	\$291.00
			Add Outstanding Checks		\$0.00			
			Bank Statement Balance		\$291.00			
810 CC E-Filing	\$1,839.88	\$8,358.08	\$7,073.00	\$0.00	\$3,124.96	\$0.00	\$0.00	\$3,124.96
			Add Outstanding Checks		\$0.00			
			Bank Statement Balance		\$3,124.96			
811 DC Credit Card	\$1,855.47	\$3,479.15	\$4,874.00	\$0.00	\$460.62	\$0.00	\$0.00	\$460.62
			Add Outstanding Checks		\$0.00			
			Bank Statement Balance		\$460.62			
812 R&B Credit Card	\$7,070.52	\$14,805.33	\$17,835.76	\$0.00	\$4,040.09	\$0.00	\$0.00	\$4,040.09
			Add Outstanding Checks		\$0.00			
			Bank Statement Balance		\$4,040.09			
813 Pct 4 Acct-Wells Fargo	\$336.00	\$100.00	\$0.00	\$0.00	\$436.00	\$0.00	\$0.00	\$436.00
			Add Outstanding Checks		\$0.00			
			Bank Statement Balance		\$436.00			
814 FM Credit Card	\$380.49	\$9,483.41	\$9,858.00	\$0.00	\$5.90	\$0.00	\$0.00	\$5.90
			Add Outstanding Checks		\$0.00			
			Bank Statement Balance		\$5.90			
815 Environmental Cr Card	\$256.07	\$3,775.48	\$3,355.00	\$0.00	\$676.55	\$0.00	\$0.00	\$676.55
			Add Outstanding Checks		\$0.00			
			Bank Statement Balance		\$676.55			

**WALLER COUNTY  
INVESTMENT PORTFOLIO FOR MONTH ENDING  
MARCH 2020**

**ACTIVITY**

FINANCIAL INSTRUMENT AND INVESTED FUND	PURCHASE PRICE	MTD YIELD	BEGINNING BALANCE	TRANSFERS	MTD INTEREST	ENDING BALANCE
<b>TEXAS CLASS INVESTMENTS</b>						
110-R&B	\$0.00	1.4700%	\$0.00	\$0.00	\$0.00	\$0.00
125-General	\$24,554,147.13	1.4700%	\$24,554,147.13	\$0.00	\$30,523.46	\$24,584,670.59
515-Debt Service	\$258,401.55	1.4700%	\$258,401.55	\$0.00	\$321.20	\$258,722.75
600-Capital Projects 2014	\$385,817.29	1.4700%	\$385,817.29	(\$286,526.00)	\$314.44	\$99,605.73
601-Capital Projects 2017	\$12,539,378.16	1.4700%	\$12,539,378.16	(\$8,128,382.00)	\$13,455.28	\$4,424,451.44
181-Permanent School	\$756,083.05	1.4700%	\$756,083.05	\$0.00	\$939.90	\$757,022.95
<b>TEXPOOL INVESTMENTS</b>						
108-Elections	\$43,686.49	1.0034%	\$43,686.49	\$0.00	\$37.23	\$43,723.72
111-Law Library	\$120,888.77	1.0034%	\$120,888.77	\$0.00	\$103.04	\$120,991.81
112-Title IV Juvenile Justice	\$149,245.72	1.0034%	\$149,245.72	\$0.00	\$127.18	\$149,372.90
113-RPF District Clerk	\$54,428.25	1.0034%	\$54,428.25	\$0.00	\$46.36	\$54,474.61
114-County RMPF	\$27,987.76	1.0034%	\$27,987.76	\$0.00	\$23.83	\$28,011.59
115-RPF County Clerk	\$214,233.20	1.0034%	\$214,233.20	\$0.00	\$182.58	\$214,415.78
116-CC Preservation	\$21,575.95	1.0034%	\$21,575.95	\$0.00	\$18.40	\$21,594.35
117-Courthouse Security	\$133,640.79	1.0034%	\$133,640.79	\$0.00	\$113.90	\$133,754.69
118-Graffiti	\$629.32	1.0034%	\$629.32	\$0.00	\$0.52	\$629.84
119-JP Technology	\$229,592.56	1.0034%	\$229,592.56	\$0.00	\$195.68	\$229,788.24
120-DC Child Abuse Prev.	\$673.48	1.0034%	\$673.48	\$0.00	\$0.57	\$674.05
121-Family Protect Fee	\$28,798.72	1.0034%	\$28,798.72	\$0.00	\$24.54	\$28,823.26
122-Guardianship	\$31,293.00	1.0034%	\$31,293.00	\$0.00	\$26.65	\$31,319.65
123-Justice Court Security	\$61,212.31	1.0034%	\$61,212.31	\$0.00	\$52.15	\$61,264.46
124-CC Technology	\$5,057.87	1.0034%	\$5,057.87	\$0.00	\$4.31	\$5,062.18
126-DC Technology	\$2,566.94	1.0034%	\$2,566.94	\$0.00	\$2.21	\$2,569.15
127-CC RP Digitizing	\$25,255.58	1.0034%	\$25,255.58	\$0.00	\$21.50	\$25,277.08
128-DC RP Digitizing	\$35,333.19	1.0034%	\$35,333.19	\$0.00	\$30.13	\$35,363.32
192-Federal Forfeiture	\$36,384.00	1.0034%	\$36,384.00	\$0.00	\$31.02	\$36,415.02
188-Dismuke	\$65,602.99	1.0034%	\$65,602.99	\$0.00	\$55.89	\$65,658.88
189-Hospital	\$3,033.91	1.0034%	\$3,033.91	\$0.00	\$2.57	\$3,036.48
<b>TOTALS</b>	<b>\$39,784,947.98</b>		<b>\$39,784,947.98</b>	<b>(\$8,414,908.00)</b>	<b>\$46,654.54</b>	<b>\$31,416,694.52</b>

**STATISTICS**

1. THIS PORTFOLIO IS IN COMPLIANCE WITH THE WALLER COUNTY INVESTMENT POLICY AND APPLICABLE LAW.
2. CURRENT INVESTMENTS ARE AVAILABLE SAME OR NEXT DAY TO MAXIMIZE OPERATING FUNDS.
3. AS A COMPARATIVE BENCHMARK THE AVERAGE 90 DAY T-BILL RATE THIS MONTH: 0.29%
4. THE TOTAL AMOUNT OF INVESTED DOLLARS FOR MONTH END: \$31,416,694.52
5. PROSPERITY BANK AND FIRST NATIONAL BANK COMBINED PLEDGED COLLATERAL MARKET VALUE: \$40,809,788.49  
THIS AMOUNT WAS ADEQUATE TO SECURE ALL DEPOSITS AT PROSPERITY BANK. AND FIRST NATIONAL BANK OF BELLVILLE.
6. TexPool Rated: AAAM by Standard & Poor's.
7. Texas CLASS Rated: AAAM by Standard & Poor's.
8. THIS REPORT IS PROVIDED ON A MONTHLY BASIS EXCEEDING THE PUBLIC FUNDS INVESTMENT ACT AND WALLER COUNTY INVESTMENT POLICY REQUIREMENTS TO KEEP THE COMMISSIONERS' COURT FULLY INFORMED.

**WALLER COUNTY, TEXAS****Summary of Debt****As of December 31, 2019****Prepared by Alan Younts, Waller County Auditor****Total Capital Leases**

Year	Principal	Interest
2020	\$124,826.22	\$10,017.26
2021	\$75,989.73	\$6,507.68
2022	\$79,176.73	\$3,320.68
2023	\$0.00	\$0.00
2024	\$0.00	\$0.00
2025-2029	\$0.00	\$0.00
2030-2034	\$0.00	\$0.00
2035-2038	\$0.00	\$0.00
	<u>\$279,992.68</u>	<u>\$19,845.62</u>

**Total Bonds**

Year	Principal	Interest
2020	\$1,890,000.00	\$1,442,176.96
2021	\$1,987,000.00	\$1,367,849.16
2022	\$2,075,000.00	\$1,289,836.86
2023	\$2,052,000.00	\$1,208,265.06
2024	\$2,130,000.00	\$1,126,085.76
2025-2029	\$9,045,000.00	\$4,439,556.30
2030-2034	\$10,900,000.00	\$2,570,950.05
2035-2038	\$10,080,000.00	\$698,965.64
	<u>\$40,159,000.00</u>	<u>\$14,143,685.79</u>



**Treasurer's Record of Claims Registered and Unpaid**
**03/01/20-03/31/20**

Vendors	Date Registered	Reg #	Amount Registered
A T & T	01/31/18	61963	\$ 1,762.45
ICS - INNOVATIVE COMMUNICATION SYSTEMS	02/01/18	62022	\$ 200.00
A T & T	06/07/18	65011	\$ 143.66
MCKERLEY, CARRIE	09/17/18	67236	\$ 990.00
DUI INC	12/10/18	69071	\$ 64.95
A T & T	04/10/19	71765	\$ 136.25
A T & T	05/15/19	72667	\$ 399.55
A T & T	05/21/19	72820	\$ 262.09
A T & T	06/24/19	73597	\$ 1,973.81
STAPLES	06/24/19	73576	\$ (41.91)
GEO SHACK	07/12/19	74044	\$ 267.50
A T & T	07/22/19	74231	\$ 1,012.87
DELL MARKETING	07/23/19	74254	\$ 573.58
A T & T	08/20/19	74987	\$ 1,195.18
TEXAS ASSOCIATION OF HOSTAGE NEGOTIATION	09/09/19	75337	\$ 400.00
A T & T	09/27/19	75773	\$ 904.70
HOUSTON FREIGHTLINER - WESTERN STAR	10/23/19	76361	\$ (122.88)
A T & T	10/29/19	76431	\$ 1,366.78
A T & T	11/04/19	76504	\$ (1.79)
A T & T	11/05/19	76595	\$ 197.75
RICOH	11/05/19	76588	\$ 521.77
SPM DOCUMENT SOULUTIONS	11/18/19	76893	\$ 582.18
GRAINGER	11/19/19	76955	\$ (375.18)
A T & T	11/25/19	77088	\$ 1,271.40
STAPLES	11/25/19	77044	\$ 107.67
GOODE, ROLFE	12/12/19	77470	\$ 225.00
CARRINGTON, PATRICE	12/19/19	77571	\$ 150.00
CARRINGTON, PATRICE	12/19/19	77572	\$ 150.00
CARRINGTON, PATRICE	12/19/19	77573	\$ 150.00
WINZER	12/19/19	77563	\$ (225.22)
A T & T LONG DISTANCE	12/30/19	77638	\$ 1,130.66
VERIZON	01/03/20	77774	\$ 3,377.80
XEROX CORPORATION	01/10/20	77998	\$ 148.30
XEROX CORPORATION	01/13/20	78026	\$ 351.59
XEROX CORPORATION	01/13/20	78031	\$ 208.81
A T & T LONG DISTANCE	01/21/20	78173	\$ 1,168.83
MUSTANG CAT	01/21/20	78162	\$ (95.06)
MUSTANG CAT	01/21/20	78163	\$ (436.09)
CARRINGTON, PATRICE	01/22/20	78211	\$ 200.00
CARRINGTON, PATRICE	01/22/20	78212	\$ 200.00
HOMETOWN HARDWARE	01/23/20	78236	\$ 31.98
TX TAG	01/27/20	78274	\$ 23.66
CONSOLIDATED COMMUNICATIONS	01/28/20	78300	\$ 366.61
NAPA	01/31/20	78340	\$ 108.14
VERIZON	02/03/20	78356	\$ 3,378.71
RICOH USA, INC	02/03/20	78448	\$ 435.82
PEAN, ROBIN	02/10/20	78737	\$ 49.12
ATRON SOLUTIONS, LLC	02/13/20	78766	\$ 520.01
CREDENCE RESOURCE MANAGEMENT	02/18/20	78811	\$ 52.88
ATRON SOLUTIONS	02/18/20	78815	\$ 793.70
A T & T LONG DISTANCE	02/24/20	78908	\$ 1,343.63
TEXAS DISTRICT & COUNTY ATTORNEYS ASSOCIATION	02/24/20	78926	\$ 350.00
CARRINGTON, PATRICE	02/25/20	79051	\$ 150.00
CARRINGTON, PATRICE	02/25/20	79052	\$ 150.00
CARRINGTON, PATRICE	02/25/20	79053	\$ 150.00

**Treasurer's Record of Claims Registered and Unpaid**
**03/01/20-03/31/20**

Vendors	Date Registered	Reg #	Amount Registered
GRAINGER	02/25/20	78998	\$ 150.89
OFFICE DEPOT, INC	02/25/20	78927	\$ 98.82
OFFICE DEPOT, INC	02/25/20	78928	\$ 138.95
NAPA	02/25/20	78981	\$ 24.99
VERIZON	02/27/20	79095	\$ 75.98
MUNICIPAL SERVICES BUREAU	03/03/20	79162	\$ 71.50
VERIZON	03/03/20	79166	\$ (2,221.99)
OFFICE DEPOT INC	03/03/20	79172	\$ 99.98
O'REILLY	03/04/20	79191	\$ 160.43
TAC SECURITY & VIDEO	03/04/20	79225	\$ 300.00
QUADIENT LEASING USA	03/09/20	79266	\$ 74.13
QUILL LLC	03/09/20	79295	\$ 286.46
VERIZON CONNECT NWF	03/10/20	79324	\$ 422.14
OFFICE DEPOT INC	03/10/20	79329	\$ 2.49
OFFICE DEPOT INC	03/10/20	79327	\$ 14.88
OFFICE DEPOT INC	03/10/20	79328	\$ 40.88
OFFICE DEPOT INC	03/10/20	79332	\$ 66.47
PRECISION PRINTING AND OFFICE SUPPLY	03/11/20	79383	\$ 31.64
DUHON, TREY	03/11/20	79382	\$ 49.91
DUHON, TREY	03/11/20	79381	\$ 56.93
HARRIS COUNTY FLOOD CONTROL DISTRICT	03/11/20	79374	\$ 6,100.00
O'REILLY	03/11/20	79378	\$ (105.80)
SANTEX TRUCK CENTER	03/11/20	79379	\$ 239,372.00
VERBATIM REPORTING AND TRANSCRIPTION	03/11/20	79389	\$ 1,028.00
GEOSHACK INC	03/12/20	79413	\$ 262.55
REPUBLIC SERVICES	03/12/20	79411	\$ 117.07
CITIBANK	03/12/20	79410	\$ 2,864.82
GRAINGER	03/13/20	79424	\$ 152.33
HP INC	03/13/20	79426	\$ 849.16
DOBIE SUPPLY LLC	03/13/20	79423	\$ 10,275.00
COLLIER CONSTRUCTION, LLC	03/16/20	79432	\$ 392,460.21
ENTERPRISE FM TRUST	03/16/20	79440	\$ 28,799.31
WE BRAND IT PROMOTIONS LLC	03/16/20	79445	\$ 240.00
BLUELINE TC, LLC	03/16/20	79430	\$ 63.25
BLUELINE TC, LLC	03/16/20	79429	\$ 1,113.93
BLUELINE TC, LLC	03/16/20	79431	\$ 6,987.38
BRINKLEY SARGENT WIGINTON ARCHITECTS	03/16/20	79433	\$ 18,428.00
METRO CONTAINER LLC	03/16/20	79434	\$ 67.76
METRO CONTAINER LLC	03/16/20	79435	\$ 470.00
METRO CONTAINER LLC	03/16/20	79436	\$ 470.00
QUADIENT INC	03/16/20	79427	\$ 77.52
SINGLETON & SONS FUNERAL HOME, INC	03/16/20	79449	\$ 3,250.00
ENGEDI PEST CONTROL	03/17/20	79464	\$ 140.00
A T & T	03/17/20	79489	\$ 1,343.63
HOMETOWN HARDWARE	03/17/20	79458	\$ 29.98
INNOVATIVE COMMUNICATION SYSTEMS	03/17/20	79475	\$ 6,855.00
MONTGOMERY COUNTY JUVENILE DEPT.	03/17/20	79499	\$ 6,000.00
O'BRIEN COUNSELING SERVICES INC	03/17/20	79495	\$ 300.00
O'BRIEN COUNSELING SERVICES INC	03/17/20	79496	\$ 300.00
SAN BERNARD ELECTRIC COOPERATIVE	03/17/20	79474	\$ 1,428.91
TOSHIBA FINANCIAL SERVICES	03/17/20	79467	\$ 201.52
ATRON SOLUTIONS	03/17/20	79488	\$ 793.70
ENERGY MECHANICAL SERVICES INC	03/17/20	79481	\$ 7,090.00
JOHNSTONE SUPPLY	03/17/20	79482	\$ 466.02
VULCAN MATERIALS COMPANY	03/17/20	79466	\$ 1,406.23

**Treasurer's Record of Claims Registered and Unpaid**
**03/01/20-03/31/20**

Vendors	Date Registered	Reg #	Amount Registered
VULCAN MATERIALS COMPANY	03/17/20	79465	\$ 29,761.77
HOMETOWN HARDWARE	03/18/20	79518	\$ 20.77
INNOVATIVE COMMUNICATION SYSTEMS	03/18/20	79504	\$ 168,033.50
KATY TIMES	03/18/20	79533	\$ 91.88
KATY TIMES	03/18/20	79534	\$ 91.88
KATY TIMES	03/18/20	79535	\$ 91.88
KATY TIMES	03/18/20	79536	\$ 110.25
KATY TIMES	03/18/20	79537	\$ 110.25
KATY TIMES	03/18/20	79538	\$ 110.25
THE BANNER PRESS	03/18/20	79502	\$ 4.08
ADVANCED GRAPHICS	03/18/20	79527	\$ 299.85
ALSCO	03/18/20	79539	\$ 61.87
AMERICAN PATRIOT INDUSTRIES	03/18/20	79524	\$ 543.96
ARLAN'S	03/18/20	79506	\$ 34.97
ASCO EQUIPMENT	03/18/20	79552	\$ 150.15
ASCO EQUIPMENT	03/18/20	79553	\$ 757.00
CUMMINS ALLISON	03/18/20	79505	\$ 468.70
DELL MARKETING	03/18/20	79555	\$ 2,378.95
FIRETRON INC	03/18/20	79526	\$ 851.00
HERRMANN INTERNATIONAL	03/18/20	79550	\$ 50.89
INDOFF INCORPORATED	03/18/20	79528	\$ 178.64
MCCAIG JR., ALBERT M.	03/18/20	79557	\$ 194.84
METRO CONTAINER LLC	03/18/20	79503	\$ 450.00
MORENO, ZULLY	03/18/20	79559	\$ 87.67
MUNDY, SHEILA	03/18/20	79556	\$ 68.08
NAPA	03/18/20	79520	\$ 7.99
NAPA	03/18/20	79522	\$ 15.87
NAPA	03/18/20	79521	\$ 57.44
NAPA	03/18/20	79523	\$ 108.14
NAVASOTA MIRROR & GLASS	03/18/20	79519	\$ 385.00
O'REILLY	03/18/20	79543	\$ (2.00)
O'REILLY	03/18/20	79542	\$ 11.98
O'REILLY	03/18/20	79541	\$ 15.99
O'REILLY	03/18/20	79540	\$ 21.99
O'REILLY	03/18/20	79545	\$ 28.60
O'REILLY	03/18/20	79548	\$ 62.24
O'REILLY	03/18/20	79546	\$ 62.59
O'REILLY	03/18/20	79549	\$ 63.73
O'REILLY	03/18/20	79544	\$ 109.82
O'REILLY	03/18/20	79547	\$ 130.83
PINNACLE MEDICAL MANAGEMENT	03/18/20	79530	\$ 60.00
PINNACLE MEDICAL MANAGEMENT	03/18/20	79529	\$ 75.00
QUILL LLC	03/18/20	79508	\$ 16.98
QUILL LLC	03/18/20	79509	\$ 190.47
REPUBLIC SERVICES #473	03/18/20	79531	\$ 1,179.91
REPUBLIC SERVICES #853	03/18/20	79532	\$ 230.97
SIG SAUER	03/18/20	79507	\$ 2,724.68
SUGGS, AMANDA	03/18/20	79558	\$ 35.27
TURNER, PIERCE, & FULTZ, INC	03/18/20	79551	\$ 272.99
UBEO OF EAST TEXAS	03/18/20	79554	\$ 399.00
WELLS FARGO BANK, N.A.	03/18/20	79525	\$ 69.24
HOMETOWN HARDWARE	03/19/20	79560	\$ 68.88
HOMETOWN HARDWARE	03/19/20	79565	\$ 10.00
LJA ENGINEERING	03/19/20	79573	\$ 50.00
PENSKE TRUCK LEASING CO, L.P.	03/19/20	79562	\$ 547.00



**Treasurer's Record of Claims Registered and Unpaid**
**03/01/20-03/31/20**

Vendors	Date Registered	Reg #	Amount Registered
A T & T	03/19/20	79575	\$ 64.25
CANON FINANCIAL SERVICES	03/19/20	79567	\$ 368.00
EMERGENCY FLEET SERVICE	03/19/20	79569	\$ 2,206.00
INGRAM LIBRARY SERVICES	03/19/20	79561	\$ 15.37
KATY PRINTERS	03/19/20	79572	\$ 55.50
KATY PRINTERS	03/19/20	79571	\$ 207.70
LJA ENGINEERING	03/19/20	79574	\$ 100.00
SCREAMING T'S	03/19/20	79570	\$ 111.00
STERICYCLE INC	03/19/20	79568	\$ 1,092.03
WILDLIFE CONTROL SUPPLIES	03/19/20	79566	\$ 44.75
A T & T	03/24/20	79591	\$ 11,579.81
ALAMO IRON WORKS	03/24/20	79642	\$ 439.06
AMERICAN PATRIOT INDUSTRIES, INC	03/24/20	79608	\$ 596.06
AO COMPACTORS	03/24/20	79588	\$ 750.81
APPEL FORD	03/24/20	79633	\$ 125.17
APPEL FORD	03/24/20	79651	\$ 7,957.30
AUSTIN CONTY GLASS	03/24/20	79589	\$ 620.00
BUCKEYE CLEANING CENTER	03/24/20	79593	\$ 1,891.08
CRC - CHAMPION RANCHERS CONSTRUCTION	03/24/20	79640	\$ 181.00
DOBIE SUPPLY, LLC	03/24/20	79615	\$ 1,125.00
ENGEDI PEST CONTROL	03/24/20	79609	\$ 125.00
ENGEDI PEST CONTROL	03/24/20	79610	\$ 95.00
ENGEDI PEST CONTROL	03/24/20	79611	\$ 110.00
FIVE STAR CORRECTIONAL SERVICES INC	03/24/20	79619	\$ 1,914.17
HALLETT MATERIALS TEXAS DIVISION	03/24/20	79632	\$ 608.81
HOMETOWN HARDWARE	03/24/20	79580	\$ 63.43
HOMETOWN HARDWARE	03/24/20	79581	\$ 51.54
HOMETOWN HARDWARE	03/24/20	79582	\$ 29.99
HOMETOWN HARDWARE	03/24/20	79601	\$ 40.76
HOMETOWN HARDWARE	03/24/20	79682	\$ 5.97
JMHP, INC	03/24/20	79614	\$ 3,637.50
LIBRARICA LLC	03/24/20	79679	\$ 476.70
NAPA	03/24/20	79627	\$ 108.14
NAPA	03/24/20	79628	\$ 32.64
NAPA	03/24/20	79629	\$ 7.99
NAPA	03/24/20	79630	\$ 45.57
NAPA	03/24/20	79631	\$ 9.47
OFFICE DEPOT INC	03/24/20	79655	\$ 21.87
OFFICE DEPOT INC	03/24/20	79656	\$ 56.01
OFFICE DEPOT INC	03/24/20	79657	\$ 29.10
OFFICE DEPOT INC	03/24/20	79658	\$ 85.98
OFFICE DEPOT INC	03/24/20	79659	\$ 299.98
O'REILLY	03/24/20	79635	\$ 122.12
O'REILLY	03/24/20	79636	\$ 187.43
O'REILLY	03/24/20	79638	\$ 215.44
O'REILLY	03/24/20	79641	\$ 214.00
O'REILLY	03/24/20	79643	\$ 20.96
PINNACLE MEDICAL MANAGEMENT	03/24/20	79634	\$ 415.00
PREFERRED PIPE DISTRIBUTORS	03/24/20	79602	\$ 4,900.00
PREFERRED PIPE DISTRIBUTORS	03/24/20	79683	\$ 2,875.00
R.B. EVERTT & CO	03/24/20	79585	\$ 4,890.00
RICOH USA, INC	03/24/20	79578	\$ 130.12
SCHMIDT FUNERAL HOME	03/24/20	79621	\$ 1,215.00
THREE L	03/24/20	79586	\$ 7,077.77
THREE L	03/24/20	79587	\$ 1,497.99

**Treasurer's Record of Claims Registered and Unpaid**
**03/01/20-03/31/20**

Vendors	Date Registered	Reg #	Amount Registered
VERIZON	03/24/20	79612	\$ 199.95
VULCAN CONSTRUCTION	03/24/20	79584	\$ 18,880.27
WE BRAND IT PROMOTIONS LLC	03/24/20	79596	\$ 138.50
WE BRAND IT PROMOTIONS LLC	03/24/20	79597	\$ 57.00
XEROX FINANCIAL SERVICES	03/24/20	79678	\$ 2,616.39
BECKWORTH, BENJAMIN	03/24/20	79671	\$ 740.00
BECKWORTH, BENJAMIN	03/24/20	79672	\$ 905.00
BECKWORTH, BENJAMIN	03/24/20	79673	\$ 1,190.00
BROOKSHIRE HARDWARE	03/24/20	79660	\$ 651.94
CAMPBELL, EVA	03/24/20	79594	\$ 300.00
CARO, RUBEN	03/24/20	79604	\$ 100.00
CON10GENCY CONSULTING	03/24/20	79583	\$ 34,300.00
DELL MARKETING L.P.	03/24/20	79600	\$ 8,949.60
DICKERSON, MATTIE	03/24/20	79595	\$ 50.00
GONZALEZ, STEFANIE M.	03/24/20	79664	\$ 175.00
GONZALEZ, STEFANIE M.	03/24/20	79662	\$ 550.00
GONZALEZ, STEFANIE M.	03/24/20	79663	\$ 625.00
GOODE, ROLFE W.	03/24/20	79669	\$ 150.00
GOODE, ROLFE W.	03/24/20	79670	\$ 625.00
HARLE, JOHN	03/24/20	79661	\$ 150.00
HESTER, JOE	03/24/20	79579	\$ 77.48
HOMETOWN HARDWARE	03/24/20	79576	\$ 33.98
HOMETOWN HARDWARE	03/24/20	79606	\$ 53.98
HOMETOWN HARDWARE	03/24/20	79620	\$ 57.36
INMATE SERVICES CORP	03/24/20	79618	\$ 1,400.00
KATY PRINTERS	03/24/20	79617	\$ 34.80
LAROCHE	03/24/20	79650	\$ 358.30
LEADSONLINE	03/24/20	79599	\$ 2,578.00
LOPEZ, VANESSA	03/24/20	79607	\$ 83.95
MCKERLEY, CARRIE	03/24/20	79665	\$ 130.00
MCKERLEY, CARRIE	03/24/20	79667	\$ 130.00
MCKERLEY, CARRIE	03/24/20	79666	\$ 680.00
MCKERLEY, CARRIE	03/24/20	79668	\$ 1,130.00
NAPA	03/24/20	79625	\$ 108.14
NAPA	03/24/20	79626	\$ 273.75
NAVASOTA MIRROR & GLASS	03/24/20	79624	\$ 150.00
NETPROTEC	03/24/20	79603	\$ 1,000.00
O'REILLY	03/24/20	79645	\$ (255.54)
O'REILLY	03/24/20	79639	\$ (214.00)
O'REILLY	03/24/20	79647	\$ (57.29)
O'REILLY	03/24/20	79637	\$ (27.00)
O'REILLY	03/24/20	79649	\$ (20.00)
O'REILLY	03/24/20	79598	\$ 6.96
O'REILLY	03/24/20	79653	\$ 8.99
O'REILLY	03/24/20	79646	\$ 57.29
O'REILLY	03/24/20	79648	\$ 124.09
O'REILLY	03/24/20	79644	\$ 255.54
O'REILLY	03/24/20	79654	\$ 556.00
PATTISON WSC	03/24/20	79592	\$ 82.50
PITNEY BOWES	03/24/20	79684	\$ 186.75
POSTNET	03/24/20	79652	\$ 837.50
SAN BERNARD ELECTRIC COOPERATIVE	03/24/20	79623	\$ 429.27
STAPLES CREDIT PLAN	03/24/20	79590	\$ 193.40
TEXAS DEPARTMENT OF INFORMATION RESOURCES	03/24/20	79613	\$ 541.25
TEXAS DEPT OF PUBLIC SAFETY GENERAL STORES	03/24/20	79681	\$ 211.50

## Treasurer's Record of Claims Registered and Unpaid

03/01/20-03/31/20

Vendors	Date Registered	Reg #	Amount Registered
UTILITY TRAILER SALES	03/24/20	79616	\$ 84.79
WAGNER, SARAH C.	03/24/20	79677	\$ 135.00
WAGNER, SARAH C.	03/24/20	79674	\$ 150.00
WAGNER, SARAH C.	03/24/20	79676	\$ 150.00
WAGNER, SARAH C.	03/24/20	79675	\$ 195.00
WALMART COMMUNITY CARD	03/24/20	79622	\$ 1,031.07
WILEY, ROBYN	03/24/20	79605	\$ 68.08
ENGEDI PEST CONTROL	03/25/20	79779	\$ 310.00
HOMETOWN HARDWARE	03/25/20	79685	\$ 28.96
HOMETOWN HARDWARE	03/25/20	79686	\$ 40.13
HOMETOWN HARDWARE	03/25/20	79780	\$ 24.57
HOMETOWN HARDWARE	03/25/20	79781	\$ 20.36
IHS PHARMACY	03/25/20	79778	\$ 3,095.68
XPERNET SERVICES	03/25/20	79782	\$ 7,334.18
ABBS, LEILA	03/26/20	79687	\$ 200.00
HOMETOWN HARDWARE	03/26/20	79693	\$ 23.88
QUILL LLC	03/26/20	79691	\$ 19.11
RICOH USA, INC	03/26/20	79692	\$ 252.74
SCREAMING T'S	03/26/20	79690	\$ 35.00
TRINICOM COMMUNICATIONS LLC	03/26/20	79688	\$ 344.05
TRINICOM COMMUNICATIONS LLC	03/26/20	79689	\$ 193.23
APPEL FORD	03/27/20	79707	\$ 1,058.51
APPRISS SAFETY	03/27/20	79694	\$ 4,654.72
APPRISS SAFETY	03/27/20	79695	\$ 4,654.72
BARRY FLEET SERVICES	03/27/20	79729	\$ 7.00
BARRY FLEET SERVICES	03/27/20	79730	\$ 7.00
BICKERSTAFF HEATH DELGADO ACOSTA LLP	03/27/20	79696	\$ 7,008.00
BROOKSHIRE MUNICIPAL WATER	03/27/20	79742	\$ 74.61
BROOKSHIRE MUNICIPAL WATER	03/27/20	79739	\$ 72.90
BROOKSHIRE MUNICIPAL WATER	03/27/20	79740	\$ 61.39
BROOKSHIRE MUNICIPAL WATER	03/27/20	79741	\$ 71.60
BUCKEYE CLEANING CENTER	03/27/20	79698	\$ 705.40
CAMARILLO, MARIA	03/27/20	79750	\$ 400.00
CONSOLIDATED COMMUNICATIONS	03/27/20	79734	\$ 6.60
CONSOLIDATED COMMUNICATIONS	03/27/20	79735	\$ 115.30
CONSOLIDATED COMMUNICATIONS	03/27/20	79736	\$ 125.10
ENGEDI PEST CONTROL	03/27/20	79743	\$ 200.00
ENGEDI PEST CONTROL	03/27/20	79744	\$ 115.00
ENGEDI PEST CONTROL	03/27/20	79745	\$ 75.00
ENGEDI PEST CONTROL	03/27/20	79746	\$ 180.00
HD SUPPLY	03/27/20	79737	\$ 166.28
HOMETOWN HARDWARE	03/27/20	79732	\$ 1.99
INTEGRATED PRESCRIPTION MANAGEMENT	03/27/20	79697	\$ 280.29
JARVIS TIRE PROS	03/27/20	79706	\$ 1,824.90
KATY TIMES	03/27/20	79708	\$ 110.25
KATY TIMES	03/27/20	79709	\$ 91.88
KELLEY, MCKENZIE	03/27/20	79733	\$ 25.99
LAROCHE	03/27/20	79728	\$ 543.77
MONTANO, ARONIN LEVIS	03/27/20	79731	\$ 22.50
MONTGOMERY COUNTY JUVENILE DEPT	03/27/20	79748	\$ 2,600.00
NAPA	03/27/20	79701	\$ 32.64
NAPA	03/27/20	79702	\$ 108.14
NAPA	03/27/20	79703	\$ 108.91
NAPA	03/27/20	79704	\$ 63.09
NAPA	03/27/20	79705	\$ 91.13

**Treasurer's Record of Claims Registered and Unpaid**
**03/01/20-03/31/20**

<b>Vendors</b>	<b>Date Registered</b>	<b>Reg #</b>	<b>Amount Registered</b>
O'REILLY	03/27/20	79710	\$ 219.64
O'REILLY	03/27/20	79711	\$ 46.54
O'REILLY	03/27/20	79712	\$ 83.80
PORTIONPAC	03/27/20	79699	\$ 385.00
TRLICEK & CO	03/27/20	79749	\$ 4,360.00
US BANK VOYAGER FLEET	03/27/20	79700	\$ 22,601.51
VICTORIA REGIONAL JUVENILE JUSTICE	03/27/20	79747	\$ 770.00
WALLER COUNTY PAINT & BODY	03/27/20	79713	\$ 75.30
WALLER COUNTY PAINT & BODY	03/27/20	79714	\$ 7.00
WALLER COUNTY PAINT & BODY	03/27/20	79715	\$ 7.00
WALLER COUNTY PAINT & BODY	03/27/20	79716	\$ 7.00
WALLER COUNTY PAINT & BODY	03/27/20	79717	\$ 7.00
WALLER COUNTY PAINT & BODY	03/27/20	79718	\$ 7.00
WALLER COUNTY PAINT & BODY	03/27/20	79719	\$ 7.00
WALLER COUNTY PAINT & BODY	03/27/20	79720	\$ 7.00
WALLER COUNTY PAINT & BODY	03/27/20	79721	\$ 250.00
WALLER COUNTY PAINT & BODY	03/27/20	79722	\$ 7.00
WALLER COUNTY PAINT & BODY	03/27/20	79723	\$ 7.00
WALLER COUNTY PAINT & BODY	03/27/20	79724	\$ 7.00
WALLER COUNTY PAINT & BODY	03/27/20	79725	\$ 7.00
WALLER COUNTY PAINT & BODY	03/27/20	79726	\$ 7.00
WALLER COUNTY PAINT & BODY	03/27/20	79727	\$ 7.00
WE BRAND IT PROMOTIONS	03/27/20	79738	\$ 120.00
A T & T	03/30/20	79775	\$ 74.00
A T & T	03/30/20	79790	\$ 80.00
A T & T	03/30/20	79791	\$ 242.40
A T & T	03/30/20	79799	\$ 85.00
A T & T	03/30/20	79800	\$ 1,890.77
AMERICAN PATRIOT INDUSTRIES, INC	03/30/20	79796	\$ 646.06
AMERICAN PATRIOT INDUSTRIES, INC	03/30/20	79797	\$ 447.96
ARLAN'S	03/30/20	79776	\$ 49.91
GEOSHACK	03/30/20	79798	\$ 262.55
HALLETT MATERIALS	03/30/20	79766	\$ 1,494.54
HERRMANN INTERNATIONAL	03/30/20	79758	\$ 163.35
HESTER, JOE	03/30/20	79784	\$ 67.50
HOMETOWN HARDWARE	03/30/20	79751	\$ 60.35
HOMETOWN HARDWARE	03/30/20	79756	\$ 28.99
JARVIS TIRE PROS	03/30/20	79771	\$ 660.00
JARVIS TIRE PROS	03/30/20	79772	\$ 990.00
MUSTANG CAT	03/30/20	79792	\$ 1,009.06
MUSTANG CAT	03/30/20	79793	\$ 560.96
MUSTANG CAT	03/30/20	79794	\$ 1,166.45
NAPA	03/30/20	79760	\$ 307.99
NAPA	03/30/20	79761	\$ 1,479.00
NAPA	03/30/20	79762	\$ 29.98
NAPA	03/30/20	79763	\$ (10.58)
NAPA	03/30/20	79764	\$ 95.48
NAPA	03/30/20	79765	\$ 136.98
NAVASOTA MIRROR & GLASS	03/30/20	79759	\$ 265.00
OFFICE DEPOT INC	03/30/20	79785	\$ 39.24
OFFICE DEPOT INC	03/30/20	79786	\$ 45.77
OFFICE DEPOT INC	03/30/20	79787	\$ 24.64
OFFICE DEPOT INC	03/30/20	79788	\$ 229.35
OFFICE DEPOT INC	03/30/20	79789	\$ 24.69
O'REILLY	03/30/20	79768	\$ 5.90



**Treasurer's Record of Claims Registered and Unpaid**
**03/01/20-03/31/20**

Vendors	Date Registered	Reg #	Amount Registered
O'REILLY	03/30/20	79769	\$ 6.45
O'REILLY	03/30/20	79770	\$ 4.99
PINNACLE MEDICAL MANAGEMENT	03/30/20	79773	\$ 150.00
PINNACLE MEDICAL MANAGEMENT	03/30/20	79774	\$ 60.00
PREFERRED PIPE DISTRIBUTORS	03/30/20	79754	\$ 400.00
PREFERRED PIPE DISTRIBUTORS	03/30/20	79755	\$ 1,050.00
QUILL LLC	03/30/20	79777	\$ 220.03
REPUBLIC SERVICES #473	03/30/20	79801	\$ 204.57
STEVENSON ENTERPRISES	03/30/20	79795	\$ 599.70
UNITED AG & TURF	03/30/20	79752	\$ 19.94
UNITED AG & TURF	03/30/20	79753	\$ 35.74
VERIZON	03/30/20	79783	\$ 1,458.10
WALLER COUNTY ASPHALT	03/30/20	79767	\$ 1,306.80
XPERNET SERVICES	03/30/20	79757	\$ 451.53
A T & T	03/31/20	79814	\$ 2,160.09
BLUEBONNET HERB FARM	03/31/20	79821	\$ 150.00
BUCKEYE CLEANING CENTER	03/31/20	79806	\$ 454.62
FIVE STAR CORRECTIONAL SERVICES, INC	03/31/20	79827	\$ 1,786.28
HESTER, JOE	03/31/20	79823	\$ 51.52
HILTON PALACIO DEL RIO	03/31/20	79803	\$ 957.67
HOMETOWN HARDWARE	03/31/20	79816	\$ 5.58
HOMETOWN HARDWARE	03/31/20	79822	\$ 62.97
KIMBALL MIDWEST	03/31/20	79804	\$ 814.99
MEDLINE INDUSTRIES	03/31/20	79811	\$ 64.67
MEDLINE INDUSTRIES	03/31/20	79812	\$ 21.78
MEDLINE INDUSTRIES	03/31/20	79813	\$ 194.01
QUILL LLC	03/31/20	79825	\$ 13.94
QUILL LLC	03/31/20	79826	\$ 163.16
QUILL LLC	03/31/20	79808	\$ 158.06
QUILL LLC	03/31/20	79809	\$ 84.14
QUILL LLC	03/31/20	79810	\$ 65.24
QUILL LLC	03/31/20	79817	\$ 353.10
QUILL LLC	03/31/20	79818	\$ 33.14
QUILL LLC	03/31/20	79819	\$ 455.96
REAGAN TEXTILES	03/31/20	79824	\$ 575.91
RIEMER, SHARON	03/31/20	79805	\$ 103.50
SCHMIDT FUNERAL HOME	03/31/20	79802	\$ 1,065.00
SHEFFIELD, DAVID	03/31/20	79807	\$ 150.00
TEXAS ASSOCIATION OF COUNTIES	03/31/20	79815	\$ 225.00
VERIZON	03/31/20	79820	\$ 37.99
<b>TOTAL UNPAID</b>			<b>\$ 1,220,987.53</b>