

Monthly Report of Joan Sargent, Waller County Treasurer  
NOVEMBER 2022



THE STATE OF TEXAS  
COUNTY OF WALLER

**AFFIDAVIT**

Pursuant to LGC 114.026, I, Joan Sargent, Waller County Treasurer do hereby submit The Treasurer's Monthly Report. This report includes, but is not limited to, money received and disbursed, debts due to and owed by the County, and other financial proceedings in the Treasurer's Office. The Treasurer's Books agree with the Auditor's General Ledger and the Bank Statements have been reconciled.

All investments are in compliance with both the Public Funds Investment Act and the Waller County Investment Policy. The investment strategy is passive, which maintains a liquid cash flow and safety of the investment as priorities. As your Treasurer, I keep a watchful eye to ensure that the "return of our principal" takes precedent over the "return on our principal". {GC 2256.023}

Therefore, Joan Sargent, County Treasurer of Waller County, Texas, who being fully sworn, upon oath says that the within and foregoing report is true and correct to the best of her knowledge.

Filing with accompanying vouchers this

**14th day of December 2022**

Page 1 General Operating Account Funds report of money received and disbursed

Page 2 Special Funds report of money received and disbursed

Page 3 Investment Portfolio by fund

Page 4 Long Term Debt

Attachment A Unpaid claims

  
Joan Sargent, CIO, CCT  
Waller County Treasurer

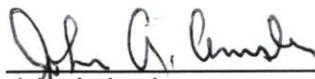
Commissioners' Court having reviewed the Treasurer's Report as presented, having taken reasonable steps to ensure its accuracy and based upon presentations of the Treasurer's Office approve the report, subject to the county auditor's review and request that it be filed with the official minutes of this meeting. {LGC 114.026(c)}


In addition, the below signatures affirm that the Treasurer's Report complies with statutes as referenced. {LGC 114.026(d)}


The affidavit must state the amount of the cash and other assets that are in the custody of the County Treasurer at the time of the examination.  
{LGC 114.026(d)} \$620,426.62 Month Ending Balance

**Commissioners' Court Approval:**

  
Carbett "Trey" J. Duhon III  
Waller County Judge

  
John A. Amsler  
Commissioner, Precinct 1

  
Walter E. Smith  
Commissioner, Precinct 2

Absent  
  
Kendric D. Jones  
Commissioner, Precinct 3

  
Justin Beckendorff  
Commissioner, Precinct 4

**ATTEST:**

  
Debbie Hollan, County Clerk

DEC 14 2022  
Date

# Monthly Report of Joan Sargent, Waller County Treasurer

## NOVEMBER 2022

### General Operating Account

Fund	Beginning Balance	Total Received	Total Disbursed	Adjustments	Account Balances	TexPool Investments	TX Class Investments	Total Fund Balance
101 Voter Reg/Chapter 19	\$5,891.13	\$0.93	\$0.00	\$0.00	\$5,892.06	\$0.00	\$0.00	\$5,892.06
108 Elections	\$124,187.51	\$519.68	\$0.00	\$0.00	\$124,707.19	\$44,348.18	\$0.00	\$169,055.37
110 Road & Bridge	-\$3,918,355.34	\$420,968.00	\$1,464,834.61	\$151,541.66	-\$4,810,680.29	\$0.00	\$3,697,812.62	-\$1,112,867.67
111 Law Library	\$51,568.14	\$3,382.67	\$0.00	\$0.00	\$54,950.81	\$122,720.79	\$0.00	\$177,671.60
112 Title IV Juv. Justice	\$14,526.22	\$2.29	\$0.00	\$0.00	\$14,528.51	\$75,555.67	\$0.00	\$90,084.18
113 DC Recs. Pres.	-\$25,128.09	\$120.41	\$0.00	\$0.00	-\$25,007.68	\$55,253.41	\$0.00	\$30,245.73
114 County RMPF	\$47,843.85	\$3,338.63	\$12,665.12	\$0.00	\$38,517.36	\$28,411.97	\$0.00	\$66,929.33
115 CC Recs. Pres.	\$287,034.28	\$11,596.84	\$1,792.80	\$0.00	\$296,838.32	\$217,479.76	\$0.00	\$514,318.08
116 CC Preservation	\$6,775.67	\$168.10	\$0.00	\$0.00	\$6,943.77	\$21,902.87	\$0.00	\$28,846.64
117 Crthse. Security	\$30,349.99	\$4,136.80	\$1,080.00	\$0.00	\$33,406.79	\$135,666.03	\$0.00	\$169,072.82
118 Graffiti	\$0.00	\$0.00	\$0.00	\$0.00	\$0.00	\$637.90	\$0.00	\$637.90
119 JP Technology	\$1,966.92	\$843.05	\$3,600.00	\$0.00	-\$790.03	\$125,732.06	\$0.00	\$124,942.03
120 DC/Child Abuse Prev	\$732.97	\$0.12	\$0.00	\$0.00	\$733.09	\$682.71	\$0.00	\$1,415.80
121 Family Protection	\$8,296.50	\$1.31	\$0.00	\$0.00	\$8,297.81	\$29,235.43	\$0.00	\$37,533.24
122 Guardianship	\$16,641.44	\$72.64	\$0.00	\$0.00	\$16,714.08	\$31,767.31	\$0.00	\$48,481.39
123 Justice Crt. Sec.	\$4,768.28	\$21.84	\$0.00	\$0.00	\$4,790.12	\$31,765.34	\$0.00	\$36,555.46
124 CC-Technology	\$1,940.30	\$12.31	\$0.00	\$0.00	\$1,952.61	\$5,134.27	\$0.00	\$7,086.88
125 General	\$8,672,934.86	\$1,523,933.33	\$2,375,372.66	\$39,571.50	\$7,861,067.03	\$0.00	\$35,153,326.85	\$43,014,393.88
126 DC-Technology	\$1,156.93	\$1.11	\$0.00	\$0.00	\$1,158.04	\$2,605.52	\$0.00	\$3,763.56
127 CC-RPD	\$8,983.38	\$1.42	\$0.00	\$0.00	\$8,984.80	\$25,638.37	\$0.00	\$34,623.17
128 DC-RPD	\$25,460.60	\$146.04	\$0.00	\$0.00	\$25,606.64	\$35,868.79	\$0.00	\$61,475.43
129 DA Pretrial Div. Fee	\$65,046.55	\$7,093.23	\$971.56	\$0.00	\$71,168.22	\$0.00	\$0.00	\$71,168.22
131 Juv. Case Manager	\$2,468.64	\$65.99	\$0.00	\$0.00	\$2,534.63	\$0.00	\$0.00	\$2,534.63
135 Court Facility	\$13,972.38	\$1,930.51	\$0.00	\$0.00	\$15,902.89	\$0.00	\$0.00	\$15,902.89
137 Justice Crt. Support	\$18,509.66	\$1,553.17	\$0.00	\$0.00	\$20,062.83	\$0.00	\$0.00	\$20,062.83
181 Available School	\$0.01	\$0.00	\$0.00	\$0.00	\$0.01	\$0.00	\$753,511.02	\$753,511.03
186 Ogg Trust	\$19,775.28	\$3.12	\$0.00	\$0.00	\$19,778.40	\$0.00	\$0.00	\$19,778.40
191 Narcotic Program	\$10.69	\$0.00	\$0.00	\$0.00	\$10.69	\$0.00	\$0.00	\$10.69
192 Federal Forfeiture	\$44,678.10	\$51,216.28	\$0.00	\$0.00	\$95,894.38	\$31,875.54	\$0.00	\$127,769.92
212 SCAAP-Federal Rev.	\$12,669.77	\$34,912.00	\$7,680.64	\$0.00	\$39,901.13	\$0.00	\$0.00	\$39,901.13
228 CJD-VOCA #4254701	-\$11,293.55	\$0.00	\$5,029.73	\$0.00	-\$16,323.28	\$0.00	\$0.00	-\$16,323.28
234 STEP CMV-00029	\$0.00	\$0.00	\$1,087.64	\$0.00	-\$1,087.64	\$0.00	\$0.00	-\$1,087.64
235 STEP COMP-00094	\$0.00	\$0.00	\$1,549.13	\$0.00	-\$1,549.13	\$0.00	\$0.00	-\$1,549.13
241 ARP Grant	\$8,832,683.66	\$0.00	\$137,413.86	-\$39,571.50	\$8,655,698.30	\$0.00	\$0.00	\$8,655,698.30
242 HSGP OEM Grt #4318101	\$0.00	\$0.00	\$0.00	\$0.00	\$0.00	\$0.00	\$0.00	\$0.00
307 SAVNS Grant#1446517	-\$4,648.06	\$4,648.06	\$0.00	\$0.00	\$0.00	\$0.00	\$0.00	\$0.00
311 Formula Grant	-\$13,425.75	\$0.00	\$0.00	\$0.00	-\$13,425.75	\$0.00	\$0.00	-\$13,425.75
318 TJJD-A	\$14,225.28	\$39,676.00	\$16,695.86	\$0.00	\$37,205.42	\$0.00	\$0.00	\$37,205.42
320 MVCPA Grant	\$0.00	\$0.00	\$20,000.00	\$0.00	-\$20,000.00	\$0.00	\$0.00	-\$20,000.00
412 Ctr for Tech & Life Grant	\$18,133.33	\$0.00	\$6,214.30	\$0.00	\$11,919.03	\$0.00	\$0.00	\$11,919.03
515 Debt Service	\$131,498.64	\$179,367.12	\$0.00	\$0.00	\$310,865.76	\$0.00	\$687,933.29	\$998,799.05
602 Tax Notes, Series 2020	\$5,132.95	\$0.00	\$0.00	-\$151,541.66	-\$146,408.71	\$0.00	\$1,128,852.74	\$982,444.03
603 Tax Notes, Series 2022	-\$706,198.82	\$0.00	\$364,585.37	\$0.00	-\$1,070,784.19	\$0.00	\$1,128,852.74	\$58,068.55
604 Tax Notes, 2022 CO's	\$0.00	\$3,412,860.47	\$0.00	\$0.00	\$3,412,860.47	\$0.00	\$5,885,558.35	\$9,298,418.82
999 Payroll	\$416,539.97	\$2,014,604.82	\$1,989,826.84	\$0.00	\$441,317.95	\$0.00	\$0.00	\$441,317.95
<b>Totals</b>	<b>\$14,227,354.27</b>	<b>\$7,717,198.29</b>	<b>\$6,410,400.12</b>	<b>\$0.00</b>	<b>\$15,534,152.44</b>	<b>\$1,022,281.92</b>	<b>\$48,435,847.61</b>	<b>\$64,992,281.97</b>
Plus Outstanding Checks					\$1,206,939.07			
<b>Treasurer's Bank Balance</b>					<b>\$16,741,091.51</b>			
PB Statement Balance					\$16,741,091.51			
<b>Reconciled Bank Balance</b>					<b>\$16,741,091.51</b>			

# Monthly Report of Joan Sargent, Waller County Treasurer

## NOVEMBER 2022

### Miscellaneous Accounts

188 Dismuke Estate	\$0.00	\$0.00	\$0.00	\$0.00	<b>\$0.00</b>	\$66,597.45	\$0.00	<b>\$66,597.45</b>
			Bank Statement Balance		\$0.00			
189 Hospital Trust	\$0.00	\$0.00	\$0.00	\$0.00	<b>\$0.00</b>	\$3,079.41	\$0.00	<b>\$3,079.41</b>
			Bank Statement Balance		\$0.00			
238 GLO Buyout/Acq Grant	\$10.64	\$233,507.91	\$233,505.21	\$0.00	<b>\$13.34</b>	\$0.00	\$0.00	<b>\$13.34</b>
			Add Outstanding Checks		\$0.00			
			Bank Statement Balance		\$13.34			
239 GLO Infrastructure Grant	\$231.55	\$0.05	\$0.00	\$0.00	<b>\$231.60</b>	\$0.00	\$0.00	<b>\$231.60</b>
			Add Outstanding Checks		\$0.00			
			Bank Statement Balance		\$231.60			
801 JP1 Report Acct	\$8,183.34	\$25,670.50	\$17,409.60	\$0.00	<b>\$16,444.24</b>	\$0.00	\$0.00	<b>\$16,444.24</b>
			Bank Statement Balance		\$16,444.24			
802 JP2 Report Acct	\$3,643.12	\$11,344.84	\$7,248.90	\$0.00	<b>\$7,739.06</b>	\$0.00	\$0.00	<b>\$7,739.06</b>
			Bank Statement Balance		\$7,739.06			
803 JP3 Report Acct	\$6,336.21	\$12,614.91	\$9,801.00	\$0.00	<b>\$9,150.12</b>	\$0.00	\$0.00	<b>\$9,150.12</b>
			Bank Statement Balance		\$9,150.12			
804 JP4 Report Acct	\$668.59	\$21,623.86	\$14,208.55	\$0.00	<b>\$8,083.90</b>	\$0.00	\$0.00	<b>\$8,083.90</b>
			Bank Statement Balance		\$8,083.90			
805 DC E-Filing	\$7,751.85	\$7,553.15	\$13,773.80	\$0.00	<b>\$1,531.20</b>	\$0.00	\$0.00	<b>\$1,531.20</b>
			Bank Statement Balance		\$1,531.20			
807 CC Recording Fee	\$7,596.04	\$36,227.05	\$33,181.00	\$0.00	<b>\$10,642.09</b>	\$0.00	\$0.00	<b>\$10,642.09</b>
			Bank Statement Balance		\$10,642.09			
808 CC Credit Card	\$1,762.55	\$9,154.37	\$7,361.50	\$0.00	<b>\$3,555.42</b>	\$0.00	\$0.00	<b>\$3,555.42</b>
			Bank Statement Balance		\$3,555.42			
810 CC E-Filing	\$2,505.94	\$6,307.95	\$1,248.00	\$0.00	<b>\$7,565.89</b>	\$0.00	\$0.00	<b>\$7,565.89</b>
			Bank Statement Balance		\$7,565.89			
811 DC Credit Card	\$7,814.24	\$17,916.75	\$25,625.76	\$0.00	<b>\$105.23</b>	\$0.00	\$0.00	<b>\$105.23</b>
			Bank Statement Balance		\$105.23			
812 R&B Credit Card	\$5,109.36	\$25,021.88	\$28,919.40	\$0.00	<b>\$1,211.84</b>	\$0.00	\$0.00	<b>\$1,211.84</b>
			Bank Statement Balance		\$1,211.84			
814 FM Credit Card	\$5.11	\$41,675.69	\$3,126.50	\$0.00	<b>\$38,554.30</b>	\$0.00	\$0.00	<b>\$38,554.30</b>
			Bank Statement Balance		\$38,554.30			
815 Environmental Cr Card	\$2,122.54	\$8,645.44	\$6,165.00	\$0.00	<b>\$4,602.98</b>	\$0.00	\$0.00	<b>\$4,602.98</b>
			Bank Statement Balance		\$4,602.98			
816 JP1 Efile	\$564.73	\$482.11	\$482.00	\$0.00	<b>\$564.84</b>	\$0.00	\$0.00	<b>\$564.84</b>
			Bank Statement Balance		\$564.84			
817 JP2 Efile	\$198.19	\$561.04	\$660.00	\$0.00	<b>\$99.23</b>	\$0.00	\$0.00	<b>\$99.23</b>
			Bank Statement Balance		\$99.23			
818 JP3 Efile	\$362.66	\$203.08	\$200.00	\$0.00	<b>\$365.74</b>	\$0.00	\$0.00	<b>\$365.74</b>
			Bank Statement Balance		\$365.74			
819 JP4 Efile	\$132.33	\$339.02	\$306.00	\$0.00	<b>\$165.35</b>	\$0.00	\$0.00	<b>\$165.35</b>
			Bank Statement Balance		\$165.35			
820 Treasurer Credit Card	\$22.18	\$1,772.46	\$1,761.95	\$0.00	<b>\$32.69</b>	\$0.00	\$0.00	<b>\$32.69</b>
			Bank Statement Balance		\$32.69			

**WALLER COUNTY  
INVESTMENT PORTFOLIO FOR MONTH ENDING  
NOVEMBER 2022**

**ACTIVITY**

FINANCIAL INSTRUMENT AND INVESTED FUND	PURCHASE PRICE	MTD YIELD	BEGINNING BALANCE	TRANSFERS	MTD INTEREST	ENDING BALANCE
<b>TEXAS CLASS INVESTMENTS</b>						
125-General	\$35,042,143.23	3.8546%	\$35,042,143.23	\$0.00	\$111,183.62	\$35,153,326.85
110-R&B	\$3,686,117.11	3.8546%	\$3,686,117.11	\$0.00	\$11,695.51	\$3,697,812.62
515-Debt Service	\$685,757.48	3.8546%	\$685,757.48	\$0.00	\$2,175.81	\$687,933.29
181-Permanent School	\$751,127.78	3.8546%	\$751,127.78	\$0.00	\$2,383.24	\$753,511.02
602-Tax Notes, Series 2020	\$1,131,970.82	3.8546%	\$1,125,282.42	\$0.00	\$3,570.32	\$1,128,852.74
603-Tax Notes, Series 2022	\$6,417,088.54	3.8546%	\$5,866,943.38	\$0.00	\$18,614.97	\$5,885,558.35
<b>TEXPOOL INVESTMENTS</b>						
108-Elections	\$44,216.97	3.6110%	\$44,216.97	\$0.00	\$131.21	\$44,348.18
111-Law Library	\$122,357.63	3.6110%	\$122,357.63	\$0.00	\$363.16	\$122,720.79
112-Title IV Juvenile Justice	\$75,332.09	3.6110%	\$75,332.09	\$0.00	\$223.58	\$75,555.67
113-RPF District Clerk	\$55,089.92	3.6110%	\$55,089.92	\$0.00	\$163.49	\$55,253.41
114-County RMPF	\$28,327.90	3.6110%	\$28,327.90	\$0.00	\$84.07	\$28,411.97
115-RPF County Clerk	\$216,836.18	3.6110%	\$216,836.18	\$0.00	\$643.58	\$217,479.76
116-CC Preservation	\$21,838.02	3.6110%	\$21,838.02	\$0.00	\$64.85	\$21,902.87
117-Courthouse Security	\$135,264.55	3.6110%	\$135,264.55	\$0.00	\$401.48	\$135,666.03
118-Graffiti	\$636.11	3.6110%	\$636.11	\$0.00	\$1.79	\$637.90
119-JP Technology	\$125,360.01	3.6110%	\$125,360.01	\$0.00	\$372.05	\$125,732.06
120-DC Child Abuse Prev.	\$680.64	3.6110%	\$680.64	\$0.00	\$2.07	\$682.71
121-Family Protect Fee	\$29,148.90	3.6110%	\$29,148.90	\$0.00	\$86.53	\$29,235.43
122-Guardianship	\$31,673.30	3.6110%	\$31,673.30	\$0.00	\$94.01	\$31,767.31
123-Justice Court Security	\$31,671.33	3.6110%	\$31,671.33	\$0.00	\$94.01	\$31,765.34
124-CC Technology	\$5,119.06	3.6110%	\$5,119.06	\$0.00	\$15.21	\$5,134.27
126-DC Technology	\$2,597.80	3.6110%	\$2,597.80	\$0.00	\$7.72	\$2,605.52
127-CC RP Digitizing	\$25,562.49	3.6110%	\$25,562.49	\$0.00	\$75.88	\$25,638.37
128-DC RP Digitizing	\$35,762.62	3.6110%	\$35,762.62	\$0.00	\$106.17	\$35,868.79
192-Federal Forfeiture	\$31,781.20	3.6110%	\$31,781.20	\$0.00	\$94.34	\$31,875.54
188-Dismuke	\$66,400.35	3.6110%	\$66,400.35	\$0.00	\$197.10	\$66,597.45
189-Hospital	\$3,070.30	3.6110%	\$3,070.30	\$0.00	\$9.11	\$3,079.41
<b>TOTALS</b>	<b>\$48,802,932.33</b>		<b>\$48,246,098.77</b>	<b>\$0.00</b>	<b>\$152,854.88</b>	<b>\$48,398,953.65</b>

**STATISTICS**

1. THIS PORTFOLIO IS IN COMPLIANCE WITH THE WALLER COUNTY INVESTMENT POLICY AND APPLICABLE LAW.
2. CURRENT INVESTMENTS ARE AVAILABLE SAME OR NEXT DAY TO MAXIMIZE OPERATING FUNDS.
3. AS A COMPARATIVE BENCHMARK THE AVERAGE 90 DAY T-BILL RATE THIS MONTH: 4.15%
4. THE TOTAL AMOUNT OF INVESTED DOLLARS FOR MONTH END: \$48,398,953.65
5. PROSPERITY BANK PLEDGED COLLATERAL MARKET VALUE: \$79,577,082.44  
THIS AMOUNT WAS ADEQUATE TO SECURE ALL DEPOSITS AT PROSPERITY BANK.
6. TexPool Rated: AAAM by Standard & Poor's.
7. Texas CLASS Rated: AAAM by Standard & Poor's.
8. THIS REPORT IS PROVIDED ON A MONTHLY BASIS EXCEEDING THE PUBLIC FUNDS INVESTMENT ACT AND WALLER COUNTY INVESTMENT POLICY REQUIREMENTS TO KEEP THE COMMISSIONERS' COURT FULLY INFORMED.



**WALLER COUNTY, TEXAS****Summary of Debt****As of December 31, 2021****Prepared by Alan Younts, Waller County Auditor****Total Capital Leases**

Year	Principal	Interest
2022	\$79,176.73	\$3,320.68
2023	\$0.00	\$0.00
2024	\$0.00	\$0.00
2025	\$0.00	\$0.00
2026	\$0.00	\$0.00
2027-2031	\$0.00	\$0.00
2032-2036	\$0.00	\$0.00
2037-2038	\$0.00	\$0.00
	<u>\$79,176.73</u>	<u>\$3,320.68</u>

**Total Bonds**

Year	Principal	Interest
2022	\$2,755,000.00	\$1,334,723.36
2023	\$2,742,000.00	\$1,245,875.56
2024	\$2,825,000.00	\$1,156,313.26
2025	\$2,350,000.00	\$1,069,897.26
2026	\$2,435,000.00	\$986,532.26
2027-2031	\$10,550,000.00	\$3,657,835.30
2032-2036	\$11,610,000.00	\$1,860,528.17
2037-2038	\$5,210,000.00	\$180,475.00
	<u>\$40,477,000.00</u>	<u>\$11,492,180.17</u>

Treasurer's Record of Unpaid Claims		As of 11/30/22	
Vendors	Date Registered	Reg #	Amount Registered
TEXAS STATE UNIVERSITY	02/10/21	85906	\$ 50.00
LANDOWNE-MOODY	04/08/21	87179	\$ 81.71
A T & T MOBILITY	06/08/21	88460	\$ 2,073.54
RED OAK RANCH	07/26/21	89450	\$ 70.00
WALLER COUNTY TAX OFFICE	10/19/21	91198	\$ 15.00
BUCKEYE	12/15/21	92533	\$ 682.01
NAPA	12/29/21	92750	\$ 93.82
JEFFERSON COUNTY CLERK	02/01/22	93428	\$ 457.00
TYLER TECHNOLOGIES	02/15/22	93849	\$ 53,426.36
LA ROCHE	03/07/22	94265	\$ 235.00
TYLER TECHNOLOGIES	05/16/22	96020	\$ 53,426.36
AT&T	06/22/22	96866	\$ 1,616.94
AT&T	07/20/22	97488	\$ 1,695.40
HOMETOWN HARDWARE	07/26/22	97569	\$ 33.98
TYLER TECHNOLOGIES	07/26/22	97562	\$ 53,426.36
HOMETOWN HARDWARE	07/27/22	97580	\$ 6.99
ASCO	08/11/22	97979	\$ (1,725.76)
UTILITY TRAILER SALES	08/11/22	97981	\$ (4,108.80)
HARDY, CHARLESTON	08/22/22	98133	\$ 165.94
MAGNOLIA FUNERAL HOME	08/29/22	98286	\$ 1,295.00
HP INC.	09/07/22	98515	\$ 2,335.98
GRANT WORKS	09/22/22	98902	\$ 11,734.80
GULF COAST	09/22/22	98898	\$ 170,640.52
QUIDDITY	09/22/22	98896	\$ 38,958.70
QUIDDITY	09/22/22	98897	\$ 1,091.50
HOMETOWN HARDWARE	09/26/22	98944	\$ 29.99
ODP BUSINESS SOLUTIONS	10/11/22	99321	\$ 2,165.00
ODP BUSINESS SOLUTIONS	10/11/22	99322	\$ 76.37
DELL TECHNOLOGIES	10/17/22	99502	\$ 10,881.23
NAPA	10/17/22	99423	\$ 142.38
TEXAS ASSOCIATION OF COUNTIES	10/17/22	99454	\$ 175.00
LA ROCHE	10/20/22	99588	\$ 996.66
LA ROCHE	10/20/22	99589	\$ (996.66)
FORESTRY SUPPLIERS	10/24/22	99612	\$ 739.55
ALL COAST INSPECTIONS	10/27/22	99687	\$ 2,362.00
CLEVELAND ASPHALT PRODUCTS	10/31/22	99747	\$ 18,407.07
CROWN WRECKER	10/31/22	99703	\$ 192.00
MUSTANG CAT	10/31/22	99731	\$ 633.89
PINEDA, MOISES	11/01/22	99798	\$ 144.37
REPUBLIC SERVICES	11/01/22	99803	\$ 137.69
WE BRAND IT PROMOTIONS	11/01/22	99824	\$ 216.00
CLEVELAND ASPHALT PRODUCTS	11/03/22	99864	\$ 13,897.38
CLEVELAND ASPHALT PRODUCTS	11/03/22	99865	\$ 13,906.24
DELL TECHNOLOGIES	11/03/22	99850	\$ 142.99
HARRIS COUNTY RADIO SERVICES	11/03/22	99837	\$ 30.00
TEXAS ASSOCIATION OF COUNTIES	11/07/22	99895	\$ 148,543.00
TYLER TECHNOLOGIES	11/07/22	99891	\$ 53,426.36
AMERICAN PATRIOT INDUSTRIES	11/08/22	99950	\$ 1,474.25
HOMETOWN HARDWARE	11/08/22	99985	\$ 10.57
INNOVATIVE COMMUNICATION SYSTEMS	11/08/22	99972	\$ 395.00
MUSTANG CAT	11/08/22	100008	\$ (633.89)
QUILL	11/08/22	100009	\$ 3,380.75



Treasurer's Record of Unpaid Claims		As of 11/30/22	
Vendors	Date Registered	Reg #	Amount Registered
SCHMIDT FUNERAL HOME	11/08/22	100013	\$ 1,100.00
WALLER COUNTY TAX ACCESSOR	11/08/22	99967	\$ 1,834.06
HOME DEPOT	11/10/22	100090	\$ 416.67
HOMETOWN HARDWARE	11/10/22	100087	\$ 27.99
INDOFF INCORPORATED	11/10/22	100099	\$ 445.65
LOEWE'S	11/10/22	100033	\$ 746.15
TEXAS ASSOCIATION OF COUNTIES	11/10/22	100035	\$ 200.00
TEXPO ENERGY	11/10/22	100055	\$ 2,733.80
TX KALAHARI RESORTS & CONVENTIONS	11/10/22	100034	\$ 447.00
APPRAISAL & COLLECTION TECHNOLOGIES	11/15/22	100162	\$ 349.00
CIVIL TECH	11/15/22	100128	\$ 6,228.00
DELL TECHNOLOGIES	11/15/22	100165	\$ 2,593.48
ENTERPRISE	11/15/22	100166	\$ 326.77
HART INTERCIVIC	11/15/22	100170	\$ 65.75
HART INTERCIVIC	11/15/22	100171	\$ 14,161.63
HOMETOWN HARDWARE	11/15/22	100158	\$ 27.98
INNOVATIVE COMMUNICATION SYSTEMS	11/15/22	100196	\$ 13,210.92
JOHNSTONE SUPPLY	11/15/22	100115	\$ 190.14
XEROX	11/15/22	100116	\$ 234.62
AMERICAN WATER SYSTEM	11/17/22	100230	\$ 6,221.00
ATRON SOLUTIONS	11/17/22	100231	\$ 12,386.90
DOGGETT	11/17/22	100226	\$ 296,500.00
ENGEDI PEST CONTROL	11/17/22	100220	\$ 225.00
ENGEDI PEST CONTROL	11/17/22	100221	\$ 200.00
ENGEDI PEST CONTROL	11/17/22	100222	\$ 325.00
ENGEDI PEST CONTROL	11/17/22	100223	\$ 285.00
FEDEX	11/17/22	100198	\$ 6.76
HOMETOWN HARDWARE	11/17/22	100197	\$ 75.48
HOMETOWN HARDWARE	11/17/22	100218	\$ 48.97
HOMETOWN HARDWARE	11/17/22	100219	\$ 17.57
INDOFF INCORPORATED	11/17/22	100217	\$ 860.38
ODP BUSINESS SOLUTIONS	11/17/22	100199	\$ 13.08
ODP BUSINESS SOLUTIONS	11/17/22	100239	\$ 242.99
ODP BUSINESS SOLUTIONS	11/17/22	100240	\$ 633.93
ODP BUSINESS SOLUTIONS	11/17/22	100241	\$ 196.44
ODP BUSINESS SOLUTIONS	11/17/22	100243	\$ 56.69
TEXAS ASSOC OF COUNTIES RISK MAG POOL	11/17/22	100232	\$ 45,307.00
VERIZON CONNECT	11/17/22	100208	\$ 453.32
XEROX	11/17/22	100210	\$ 728.79
HALFF	11/18/22	100244	\$ 18,526.88
HARRIS COUNTY ACCOUNTS RECEIVABLE	11/21/22	100277	\$ 3,652.00
HARRIS COUNTY ACCOUNTS RECEIVABLE	11/21/22	100278	\$ 7,118.00
STEVENSON ENTERPRISES	11/21/22	100276	\$ 411.96
AMERICAN PATRIOT INDUSTRIES	11/22/22	100317	\$ 1,475.17
HOMETOWN HARDWARE	11/22/22	100312	\$ 84.91
HOMETOWN HARDWARE	11/22/22	100319	\$ 99.99
HOMETOWN HARDWARE	11/22/22	100324	\$ 7.77
HOUSTON COPIER CONNECTION	11/22/22	100307	\$ 55.00
MUSTANG CAT	11/22/22	100315	\$ (86.59)
POST OAK RC&D c/o BVCOG	11/22/22	100320	\$ 1,000.00
STAPLES	11/22/22	100316	\$ 120.55
TEXAS STATE UNIVERSITY	11/22/22	100322	\$ 185.00

Treasurer's Record of Unpaid Claims		As of 11/30/22	
Vendors	Date Registered	Reg #	Amount Registered
TOSHIBA FINANCIAL SERVICES	11/22/22	100321	\$ 201.52
TYLER TECHNOLOGIES	11/22/22	100311	\$ 1,477.47
ASCO	11/28/22	100352	\$ 123.05
AT&T	11/28/22	100342	\$ 2,191.98
BUCKEYE CLEANING CENTER	11/28/22	100335	\$ 918.90
DIRECT TV	11/28/22	100364	\$ 156.23
DUHON, TREY	11/28/22	100327	\$ 572.34
ED'S FIREARMS	11/28/22	100341	\$ 615.70
HARRISON, KIT PHD NEUROPSYCHOLOGY	11/28/22	100370	\$ 7,940.00
HEFLIN WATER WORKS	11/28/22	100330	\$ 356.00
HOMETOWN HARDWARE	11/28/22	100347	\$ 37.99
HOMETOWN HARDWARE	11/28/22	100348	\$ 97.89
HOMETOWN HARDWARE	11/28/22	100353	\$ 199.90
JK GRAPHICS	11/28/22	100349	\$ 275.00
JK GRAPHICS	11/28/22	100361	\$ 255.00
JONES, CINDY	11/28/22	100356	\$ 20.45
KYLE OFFICE PRODUCTS	11/28/22	100355	\$ 272.55
MARTIN, WESLEY	11/28/22	100340	\$ 28.09
MT. ZION CHRISTIAN METH ESP CHURCH	11/28/22	100331	\$ 100.00
MUSTANG CAT	11/28/22	100366	\$ 633.89
MUSTANG CAT	11/28/22	100367	\$ (633.89)
NAPA	11/28/22	100325	\$ 53.59
NAPA	11/28/22	100326	\$ (1,260.60)
ODP BUSINESS SOLUTIONS	11/28/22	100343	\$ 116.89
ODP BUSINESS SOLUTIONS	11/28/22	100344	\$ 48.20
ODP BUSINESS SOLUTIONS	11/28/22	100345	\$ 16.30
O'REILLY	11/28/22	100350	\$ 16.99
PERDUE BRANDON FIELDER COLLINS	11/28/22	100328	\$ 978.54
PINNACLE MEDICAL MANAGEMENT	11/28/22	100368	\$ 150.00
PINNACLE MEDICAL MANAGEMENT	11/28/22	100369	\$ 60.00
PIRKLE, ELIZABETH	11/28/22	100357	\$ 311.74
PITNEY BOWES	11/28/22	100332	\$ 614.09
RECOVERY MONITORING	11/28/22	100358	\$ 140.00
RECOVERY MONITORING	11/28/22	100359	\$ 70.00
RECOVERY MONITORING	11/28/22	100360	\$ 210.00
RICOH	11/28/22	100365	\$ 130.12
SAN BERNARD ELECTRIC	11/28/22	100346	\$ 304.82
TEXAS A&M ENGINEERING EXT SER	11/28/22	100333	\$ 450.00
TEXAS A&M ENGINEERING EXT SER	11/28/22	100334	\$ 250.00
TRINITY SERVICES GROUP	11/28/22	100337	\$ 336.66
TRINITY SERVICES GROUP	11/28/22	100338	\$ 4,275.92
TRINITY SERVICES GROUP	11/28/22	100339	\$ 4,359.20
UTILITY TRAILER SALES SOUTHEAST TX	11/28/22	100351	\$ 476.58
VERITRACE	11/28/22	100329	\$ 863.25
VICTORY SUPPLY	11/28/22	100362	\$ 399.20
WALLER COUNTY APPRAISAL DISTRICT	11/28/22	100371	\$ 152,851.25
WALLER COUNTY FEED HEMPSTEAD	11/28/22	100363	\$ 89.98
XEROX	11/28/22	100336	\$ 96.45
XEROX	11/28/22	100354	\$ 180.86
AT&T	11/29/22	100390	\$ 80.00
BAYANI, RACHEL	11/29/22	100376	\$ 363.00
BAYANI, RACHEL	11/29/22	100377	\$ 252.00



Treasurer's Record of Unpaid Claims		As of 11/30/22	
Vendors	Date Registered	Reg #	Amount Registered
C&G WHOLESALE	11/29/22	100402	\$ 89.98
C&G WHOLESALE	11/29/22	100403	\$ 19.00
C&G WHOLESALE	11/29/22	100404	\$ 699.00
C&G WHOLESALE	11/29/22	100405	\$ 359.91
C&G WHOLESALE	11/29/22	100406	\$ 359.91
C&G WHOLESALE	11/29/22	100407	\$ 644.36
C&G WHOLESALE	11/29/22	100408	\$ 257.86
C&G WHOLESALE	11/29/22	100409	\$ 106.98
C&G WHOLESALE	11/29/22	100410	\$ 99.98
C&G WHOLESALE	11/29/22	100411	\$ 588.30
CANON FINANCIAL SERVICES	11/29/22	100395	\$ 418.00
CAPITAL ONE	11/29/22	100388	\$ 851.99
CONSOLIDATED	11/29/22	100391	\$ 57.65
CONSOLIDATED	11/29/22	100392	\$ 147.74
DE CORP	11/29/22	100375	\$ 7,222.50
HOMETOWN HARDWARE	11/29/22	100374	\$ 15.99
HOMETOWN HARDWARE	11/29/22	100379	\$ 60.92
INDOFF INCORPORATED	11/29/22	100372	\$ 211.72
INDUSTRIAL SCALE COMPANY	11/29/22	100389	\$ 967.48
KARSTADT, WAYNE	11/29/22	100383	\$ 203.75
KYLE OFFICE PRODUCTS	11/29/22	100394	\$ 275.00
LJA ENGINEERING	11/29/22	100386	\$ 50.00
LJA ENGINEERING	11/29/22	100387	\$ 100.00
MAGNOLIA FUNERAL HOME	11/29/22	100393	\$ 1,795.00
O'REILLY	11/29/22	100380	\$ 38.28
PETROLEUM TRADERS CORPORATION	11/29/22	100382	\$ 16,961.27
QUADIENT POSTAGE FUNDING	11/29/22	100373	\$ 100.00
QUILL	11/29/22	100397	\$ 59.44
QUILL	11/29/22	100398	\$ 419.93
QUILL	11/29/22	100399	\$ 105.06
QUILL	11/29/22	100400	\$ 152.67
TRINITY SERVICES GROUP	11/29/22	100401	\$ 4,026.27
VOYAGER	11/29/22	100396	\$ 39,965.97
WALLER COUNTY PAINT & BODY	11/29/22	100381	\$ 7.00
WILLKE, SHAWNA	11/29/22	100378	\$ 25.00
XEROX FINANCIAL SERVICES	11/29/22	100384	\$ 872.13
XEROX FINANCIAL SERVICES	11/29/22	100385	\$ 190.19
INNOVATIVE COMMUNICATION SYSTEMS	11//03/22	99848	\$ 1,046.80
<b>TOTAL UNPAID</b>			<b>\$ 1,364,126.21</b>